

Turning Tools For Automatic Lathes

自動車床刀具

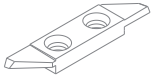


INDEX



N-CLAMP

NB	02
NG	02
NT	03
NR	03
UER	04
USR	04
UASR	05
S-UNTOR	05
S-USR	06



SWISS TOOLING

LB-N	08
LB-V	08
LB-X	08
LF-N	09
LF-V	09
LF-X	09
LG-N	10
LG-U	10
LG-X	10
LP-N	11
LP-M	11
LP-U	11
LP-L	12
LR-N	12
LT-N	12
SLALR	13



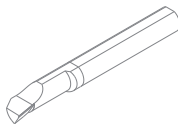
VERTICAL TOOLHOLDERS

TG	15
TR	15
TT	16
TGWCR	16



BACK TURNING

BB	18
SBR	18



SMALL BORING BAR SERIES

CBBR	20
CBFR	20
CFSR	21
CFLR	21
CGSR	22
CGCR	22
CP2R	23
CP4R	23
CT6R	24
HMB	24



T-MILLING SHANK

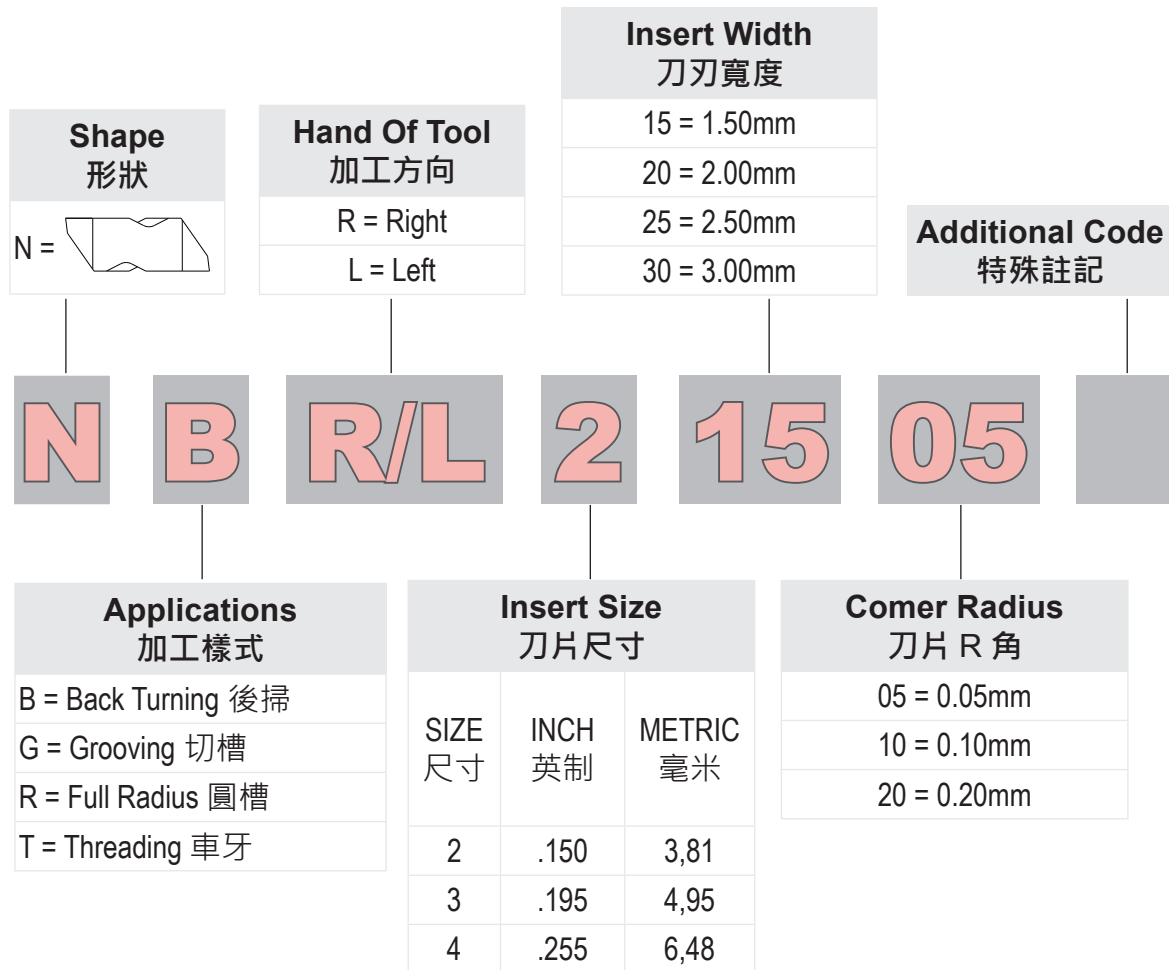
6TG18	26
S-UT	26

N-CLAMP



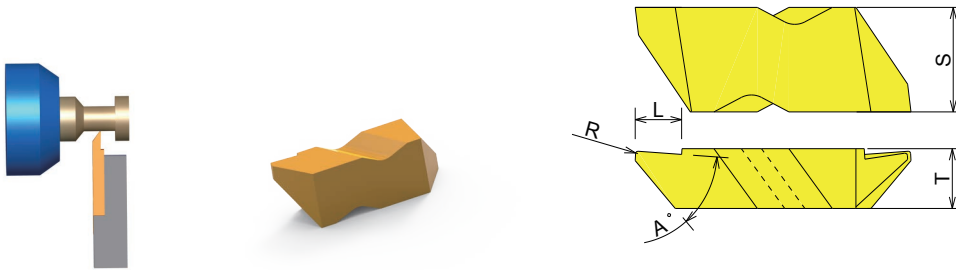
Product Identification

刀片規格表示



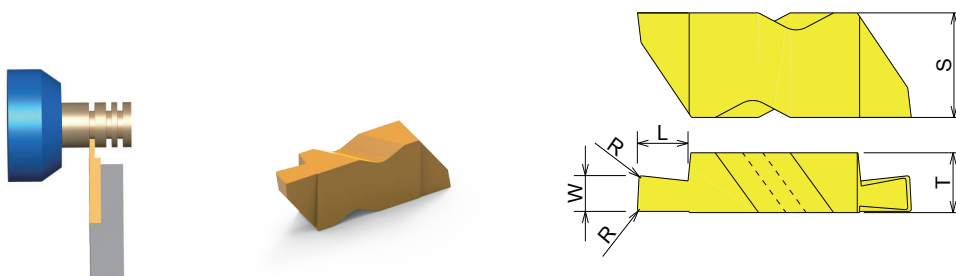
Inserts 刀片

NB Back Turning 後掃



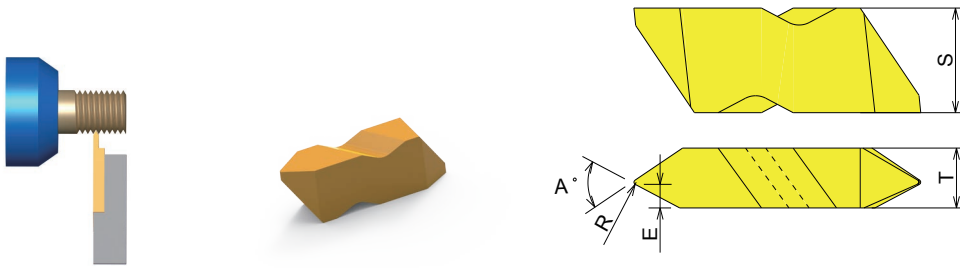
Ordering Code	UN123	A°	L	R	T	S
NBR22810	•	45°	2.8	0.1	3.81	5.56
NBR22820	•	45°	2.8	0.2	3.81	5.56
NBR35010	•	45°	5.0	0.1	4.95	8.74
NBR35030	•	45°	5.0	0.3	4.95	8.74

NG Grooving 切槽



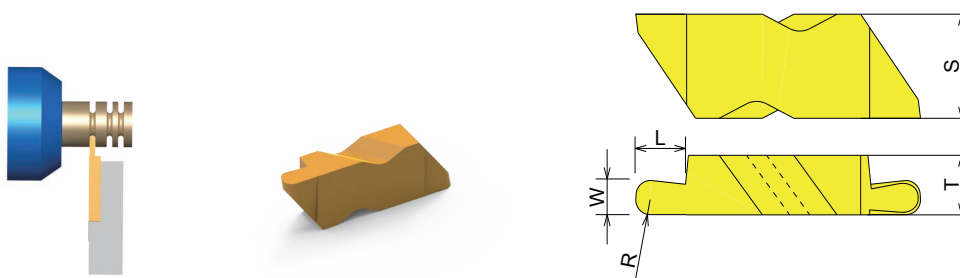
Ordering Code	UN123	W	L	R	T	S
NGR21000	•	1.00	1.3	0.0	3.81	5.56
NGR21500	•	1.50	2.8	0.0	3.81	5.56
NGR22020	•	2.00	2.8	0.2	3.81	5.56
NGR22520	•	2.50	2.8	0.2	3.81	5.56
NGR31500	•	1.50	2.4	0.0	4.95	8.74
NGR32020	•	2.00	2.8	0.2	4.95	8.74
NGR32520	•	2.50	3.8	0.2	4.95	8.74
NGR33020	•	3.00	3.8	0.2	4.95	8.74

NT Threading 車牙



Ordering Code	UN123	A°	R	E	T	S
NTR26010	•	60°	0.10	2.0	3.81	5.56
NTR25510		55°	0.10	2.0	3.81	5.56
NTR36020	•	60°	0.20	2.5	4.95	8.74
NTR35520		55°	0.20	2.5	4.95	8.74

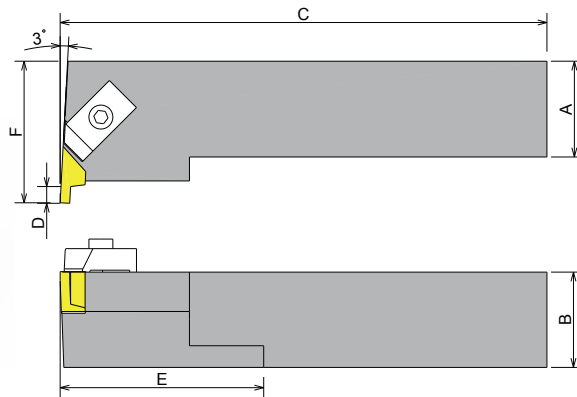
NR Full Radius 圓槽



Ordering Code	UN123	W	L	R	T	S
NRR210050	•	1.00	1.5	0.50	3.81	5.56
NRR215075	•	1.50	2.8	0.75	3.81	5.56
NRR220100	•	2.00	2.8	1.00	3.81	5.56
NRR225125	•	2.50	2.8	1.25	3.81	5.56
NRR320100	•	2.00	2.4	1.00	4.95	8.74
NRR325125	•	2.50	3.8	1.25	4.95	8.74
NRR330150	•	3.00	3.8	1.50	4.95	8.74
NRR335175	•	3.50	3.8	1.75	4.95	8.74
NRR340200	•	4.00	3.8	2.00	4.95	8.74
NRR345225	•	4.50	3.8	2.25	4.95	8.74

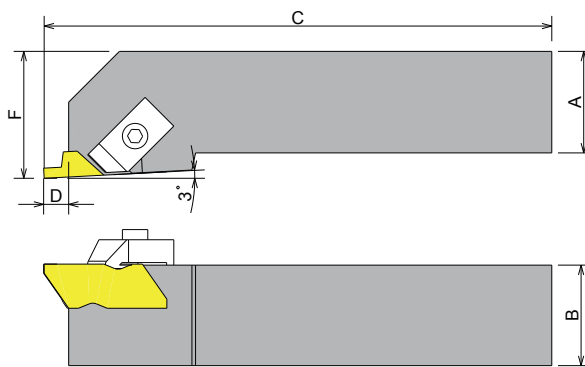
Tool Holder 外徑刀

UE



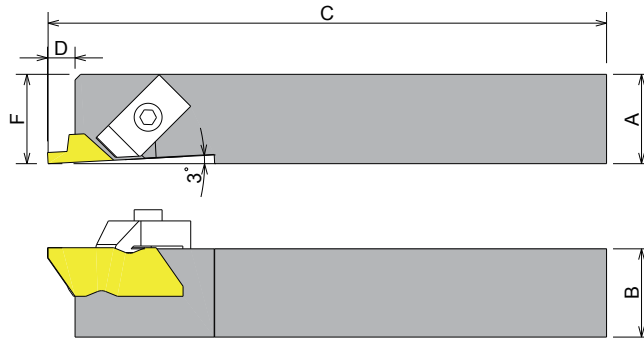
Ordering Code	Insert	A	B	C	D	F	Locator	Screw	Wrench
UER1616K2	N□L2	16	16	100	3.5	20	CPK4	CSH-3512	LW025
UER2020K2	N□L2	20	20	125	3.5	25	CPK4	CSH-3512	LW025
UER2525M2	N□L2	25	25	150	3.5	32	CPK4	CSH-3512	LW025
UER2525M3	N□L3	25	25	150	5.3	32	CPK2	CSH-0516	LW040
UER3225P3	N□L3	32	25	170	3.8	32	CPK2	CSH-0516	LW040
UEL2020K2	N□R2	20	20	125	3.5	25	CPK3	CSH-3512	LW025
UEL2525M3	N□R3	25	25	150	5.3	32	CPK1	CSH-0516	LW040
UEL3225P3	N□R3	32	25	170	3.8	32	CPK1	CSH-0516	LW040

US



Ordering Code	Insert	A	B	C	D	F	Locator	Screw	Wrench
USR1212F2	N□R2	12	12	80	3.5	16	CPK3	CSH-3512	LW025
USR1616H2	N□R2	16	16	100	3.5	20	CPK3	CSH-3512	LW025
USR2020K2	N□R2	20	20	125	3.5	25	CPK3	CSH-3512	LW025
USR2525M2	N□R2	25	25	150	3.5	32	CPK3	CSH-3512	LW025
USR2020K3	N□R3	20	20	125	5.3	25	CPK1	CSH-0516	LW040
USR2525M3	N□R3	25	25	150	5.3	32	CPK1	CSH-0516	LW040
USR3225P3	N□R3	32	25	170	5.3	32	CPK1	CSH-0516	LW040
USR3232P3	N□R3	32	32	170	5.3	32	CPK1	CSH-0516	LW040
USL1616H2	N□L2	16	16	100	3.5	20	CPK4	CSH-3512	LW025
USL2020K2	N□L2	20	20	125	3.5	25	CPK4	CSH-3512	LW025
USL2525M2	N□L2	25	25	150	3.5	32	CPK4	CSH-3512	LW025
USL2020K3	N□L3	20	20	125	5.3	25	CPK2	CSH-0516	LW040
USL2525M3	N□L3	25	25	150	5.3	32	CPK2	CSH-0516	LW040
USL3225P3	N□L3	32	25	170	5.3	32	CPK2	CSH-0516	LW040

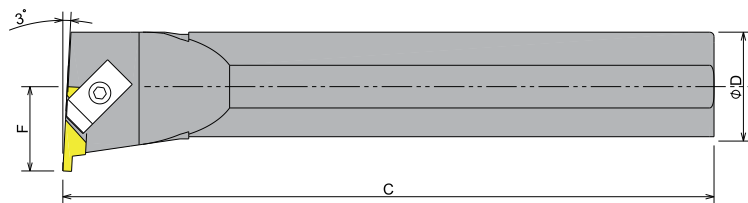
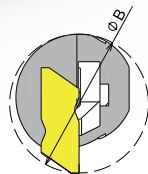
UAS



Ordering Code	Insert	A	B	C	D	F	Locator	Screw	Wrench
UASR1010M2Q	N□R2	10	10	150	3.5	10	CPK3A	CSH-3512	LW025
UASR1212M2Q	N□R2	12	12	150	3.5	12	CPK3A	CSH-3512	LW025
UASR1616K3Q	N□R3	16	16	125	5.3	16	CPK1A	CSH-0516	LW040
UASL1010M2Q	N□L2	10	10	150	3.5	10	CPK4A	CSH-3512	LW025
UASL1212M2Q	N□L2	12	12	150	3.5	12	CPK4A	CSH-3512	LW025
UASL1616K3Q	N□L3	16	16	125	5.3	16	CPK2A	CSH-0516	LW040

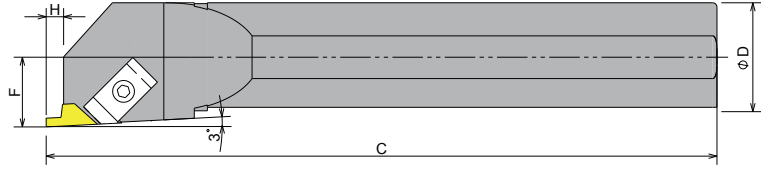
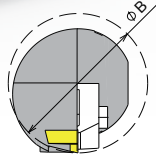
Boring Bars 內孔刀

S-UNTO



Ordering Code	Insert	D	F	C	B	Locator	Screw	Wrench
S12M-UNTOR2	N□L2	12	11	150	18.5	CPK4B	CSH-3512	LW025
S16M-UNTOR2	N□L2	16	11	150	22.0	CPK4	CSH-3512	LW025
S20Q-UNTOR2	N□L2	20	13	180	26.0	CPK4	CSH-3512	LW025
S25R-UNTOR2	N□L2	25	17	200	34.0	CPK4	CSH-3512	LW025
S25R-UNTOR3	N□L3	25	17	200	34.0	CPK2	CSH-0516	LW040
S32S-UNTOR3	N□L3	32	22	250	44.0	CPK2	CSH-0516	LW040
S40T-UNTOR3	N□L3	40	27	300	54.0	CPK2	CSH-0516	LW040
S12M-UNTOL2	N□R2	12	11	150	18.5	CPK3B	CSH-3512	LW025
S16M-UNTOL2	N□R2	16	11	150	22.0	CPK3	CSH-3512	LW025
S20Q-UNTOL2	N□R2	20	13	180	26.0	CPK3	CSH-3512	LW025
S25R-UNTOL2	N□R2	25	17	200	34.0	CPK3	CSH-3512	LW025
S25R-UNTOL3	N□R3	25	17	200	34.0	CPK1	CSH-0516	LW040
S32S-UNTOL3	N□R3	32	22	250	44.0	CPK1	CSH-0516	LW040

S-USR



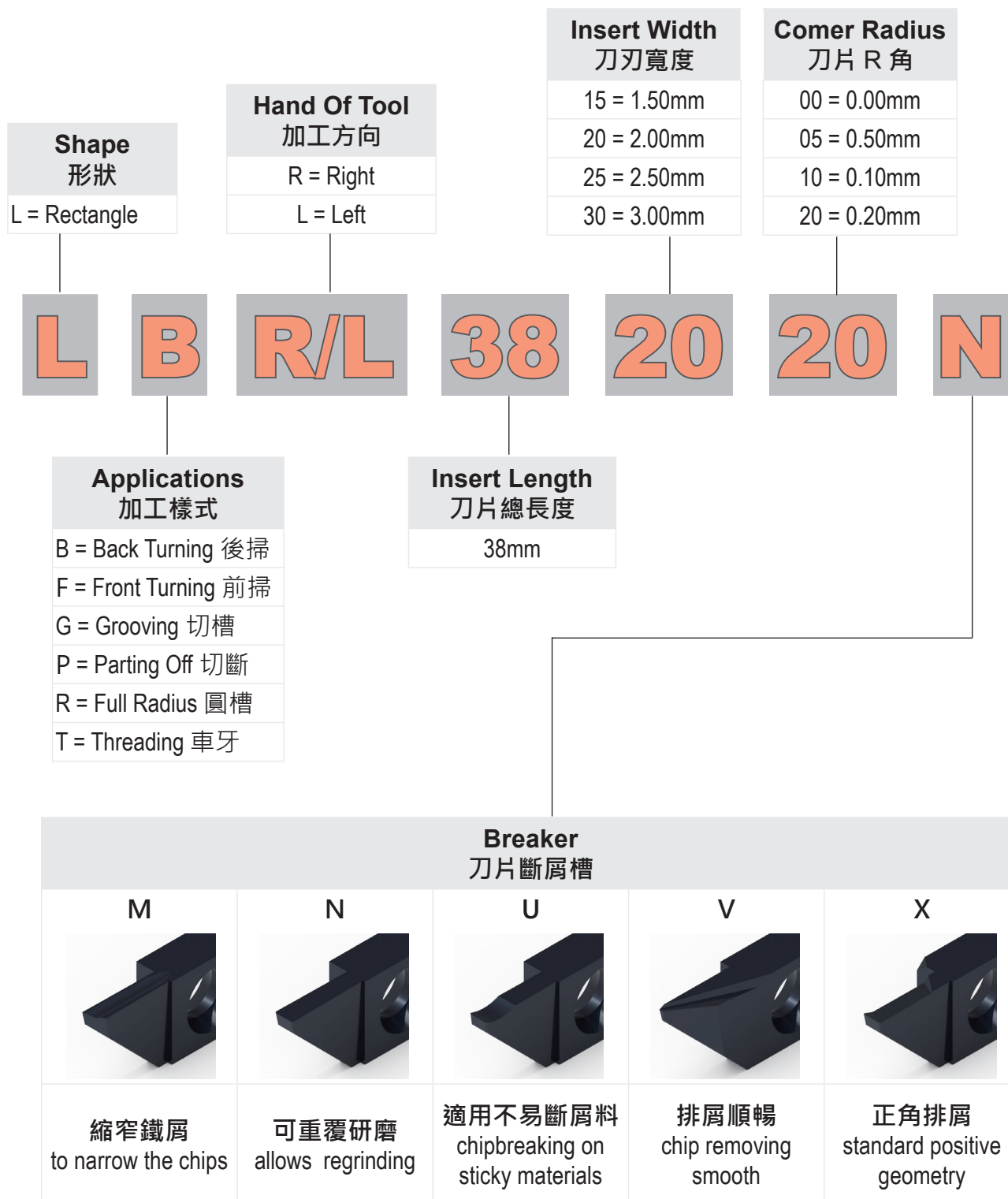
Ordering Code	Insert	D	F	C	B	H	Locator	Screw	Wrench
S20Q-USR2	N□R2	20	12	180	22.0	4	CPK3	CSH-3512	LW025
S25R-USR3	N□R3	25	16	200	28.5	6	CPK1	CSH-0516	LW040
S32S-USR3	N□R3	32	17	250	33.0	6	CPK1	CSH-0516	LW040
S40S-USR3	N□R3	40	27	250	47.0	6	CPK1	CSH-0516	LW040
S50T-USR3	N□R3	50	32.5	300	57.5	6	CPK1	CSH-0516	LW040

SWISS TOOLING



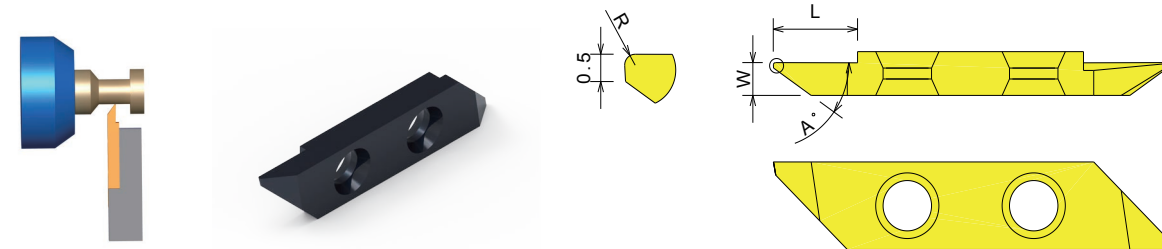
Product Identification

刀片規格表示



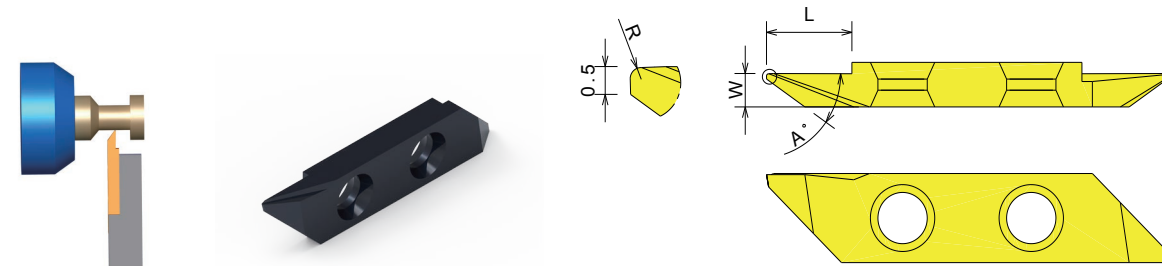
Inserts 刀片

LB-N Back Turning 後掃



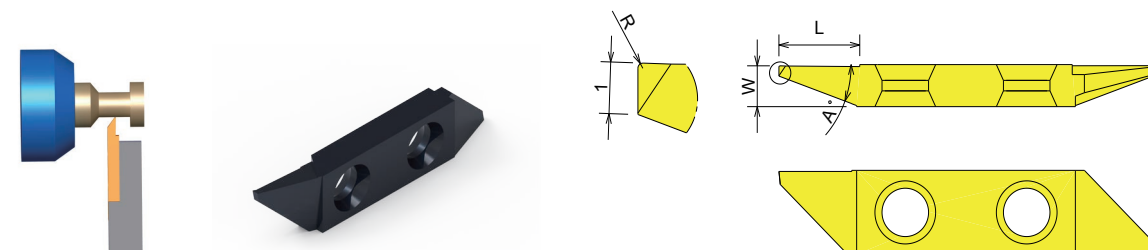
Ordering Code	UA212	W	A°	R	L
LBR382020N		2.0	35°	0.2	3.5
LBR383020N	•	3.0	35°	0.2	6.0
LBR384020N	•	4.0	35°	0.2	9.0

LB-V Back Turning 後掃



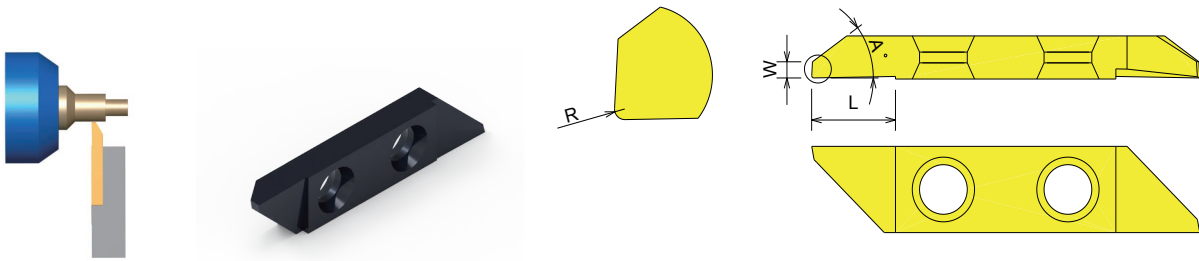
Ordering Code	UA212	W	A°	R	L
LBR382020V		2.0	35°	0.2	3.5
LBR383020V	•	3.0	35°	0.2	6.0
LBR384020V	•	4.0	35°	0.2	9.0

LB-X Back Turning 後掃



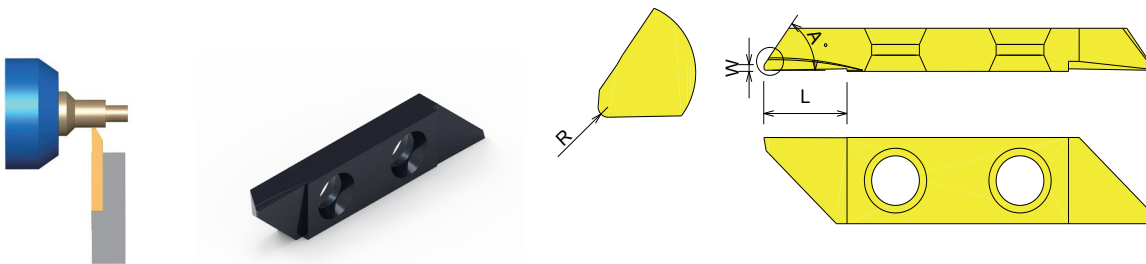
Ordering Code	UA212	W	A°	R	L
LBR382020X		2.0	20°	0.2	3.5
LBR383020X	•	3.0	20°	0.2	6.0
LBR384020X	•	4.0	20°	0.2	9.0

LF-N Front Turning 前掃



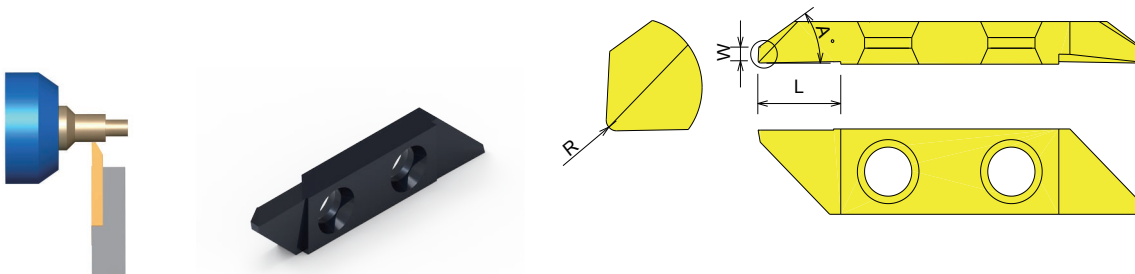
Ordering Code	UA212	W	A°	R	L
LFR380535N	•	0.5	35°	0.2	6.5
LFR381535N	•	1.5	35°	0.2	6.5

LF-V Front Turning 前掃



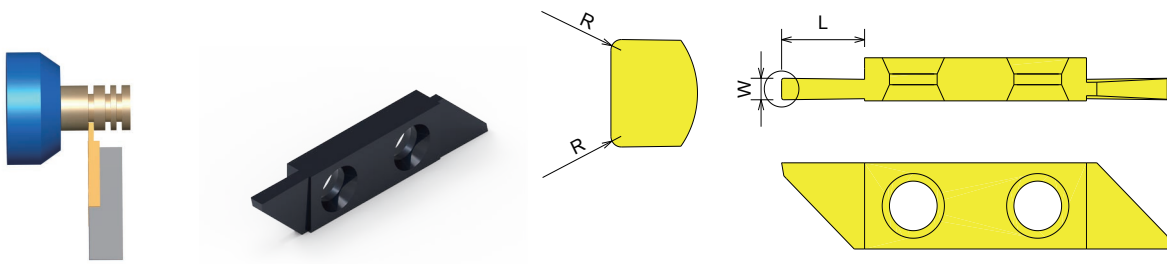
Ordering Code	UA212	W	A°	R	L
LFR380535V		0.5	35°	0.2	6.5
LFR380555V		0.5	55°	0.2	6.5

LF-X Front Turning 前掃



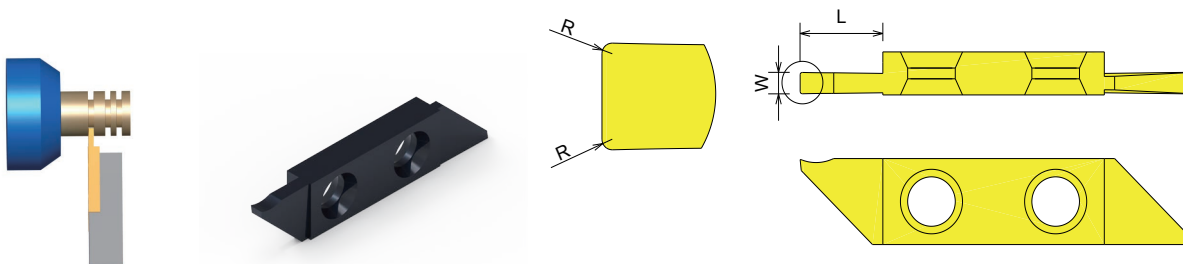
Ordering Code	UA212	W	A°	R	L
LFR381555X		1.5	55°	0.2	6.5

LG-N Grooving 切槽



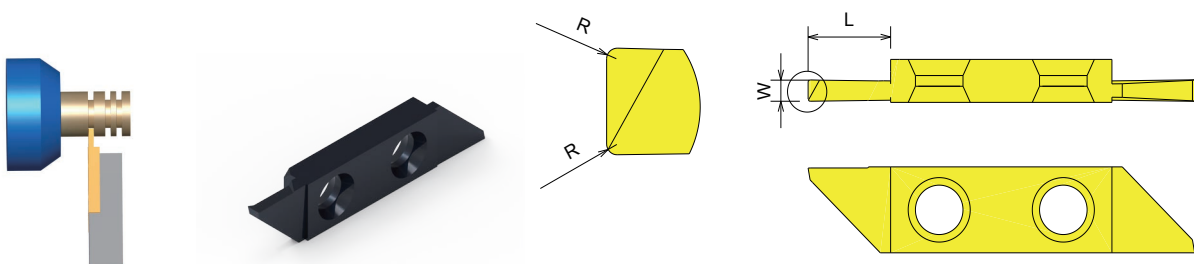
Ordering Code	UA212	W	R	L
LGR381000N	•	1.0	0.0	2.5
LGR381500N	•	1.5	0.0	5.0
LGR382020N	•	2.0	0.2	6.0
LGR382520N	•	2.5	0.2	8.0
LGR383020N	•	3.0	0.2	8.0

LG-U Grooving 切槽



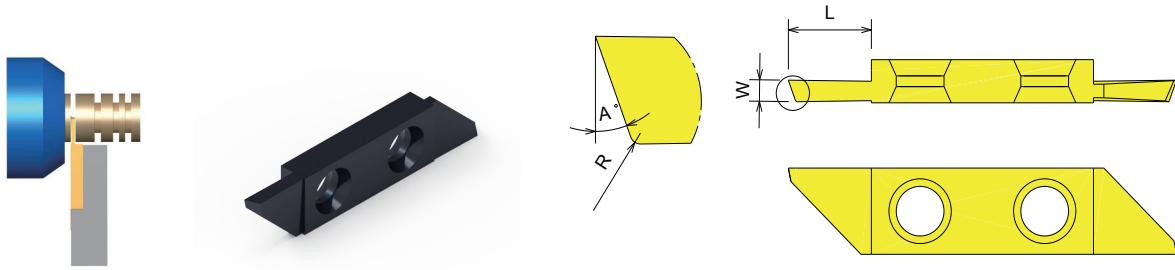
Ordering Code	UA212	W	R	L
LGR381000U		1.0	0.0	2.5
LGR381500U	•	1.5	0.0	5.0
LGR382020U	•	2.0	0.2	6.0
LGR382520U	•	2.5	0.2	8.0
LGR383020U		3.0	0.2	8.0

LG-X Grooving and Turning 插掃



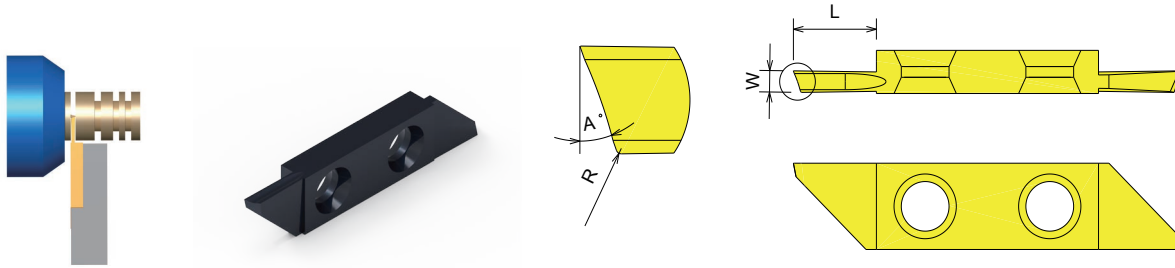
Ordering Code	UA212	W	R	L
LGR381000X	•	1.0	0.0	2.5
LGR381500X	•	1.5	0.0	5.0
LGR382020X	•	2.0	0.2	6.0
LGR382520X	•	2.5	0.2	8.0
LGR383020X	•	3.0	0.2	8.0

LP-N Parting Off 切斷



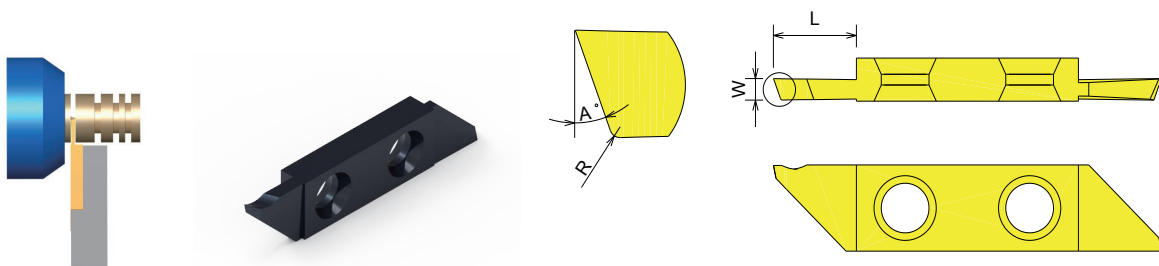
Ordering Code	UA212	W	A°	R	L
LPR381000N	•	1.0	15°	0.0	5.0
LPR381500N	•	1.5	15°	0.0	8.5
LPR382020N	•	2.0	15°	0.2	8.5
LPR382520N	•	2.5	15°	0.2	8.5
LPR383020N	•	3.0	15°	0.2	8.5

LP-M Parting Off 切斷



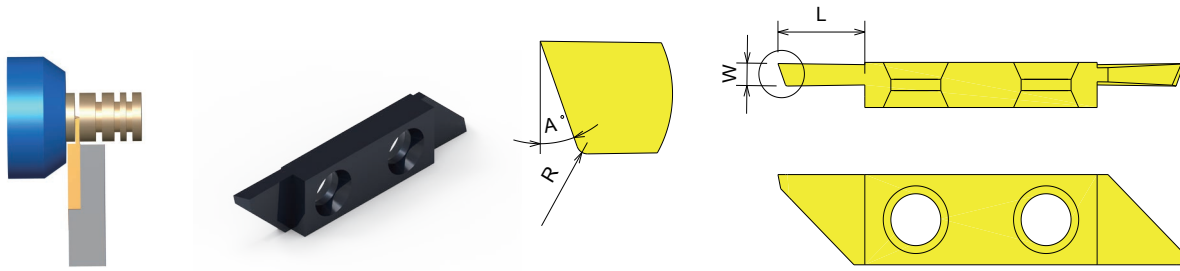
Ordering Code	UA212	W	A°	R	L
LPR381000M	•	1.0	15°	0.0	5.0
LPR381500M	•	1.5	15°	0.0	8.5
LPR382020M	•	2.0	15°	0.2	8.5
LPR382520M	•	2.5	15°	0.2	8.5
LPR383020M	•	3.0	15°	0.2	8.5

LP-U Parting Off 切斷



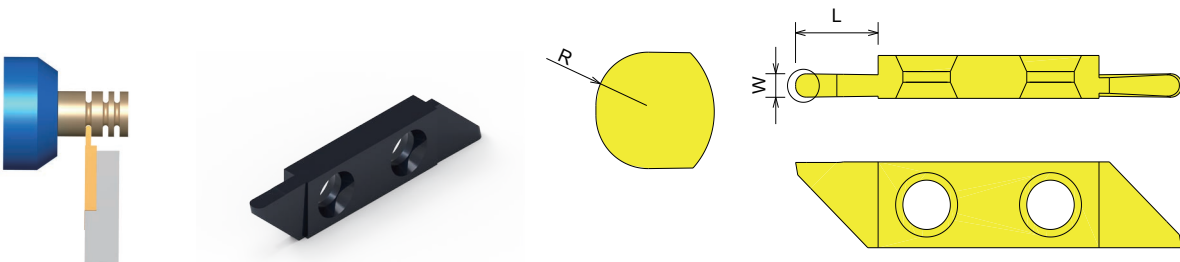
Ordering Code	UA212	W	A°	R	L
LPR381000U	•	1.0	15°	0.0	5.0
LPR381500U	•	1.5	15°	0.0	8.5
LPR382020U	•	2.0	15°	0.2	8.5
LPR382520U	•	2.5	15°	0.2	8.5
LPR383020U	•	3.0	15°	0.2	8.5

LP-L Parting Off 左向右切斷



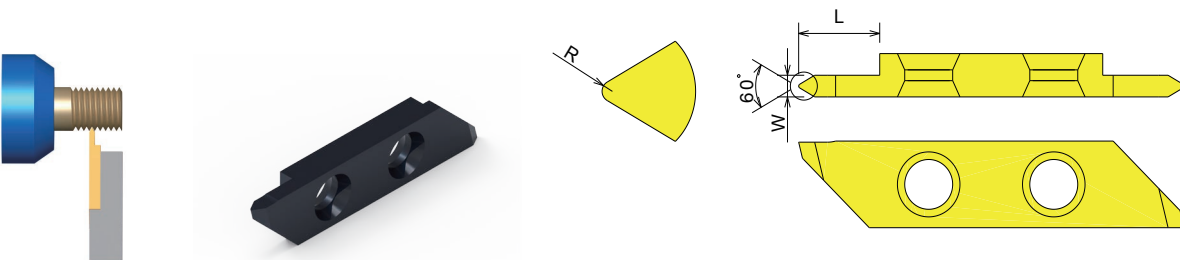
Ordering Code	UA212	W	A°	R	L
LPR381000L		1.0	15°	0.0	5.0
LPR381500L	•	1.5	15°	0.0	8.5
LPR382020L	•	2.0	15°	0.2	8.5
LPR382520L	•	2.5	15°	0.2	8.5
LPR383020L		3.0	15°	0.2	8.5

LR-N Full Radius 圓槽



Ordering Code	UA212	W	R	L
LRR3810050N	•	1.0	0.50	2.5
LRR3815075N	•	1.5	0.75	5.0
LRR3820100N	•	2.0	1.00	6.0
LRR3825125N	•	2.5	1.25	8.0
LRR3830150N	•	3.0	1.50	8.0

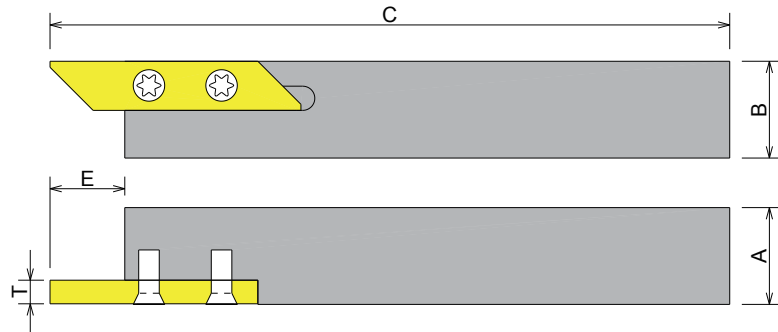
LT-N Threading 車牙



Ordering Code	UA212	W	A°	R	L
LTR386010N	•	2.0	60°	0.1	6.0
LTR386020N	•	3.0	60°	0.2	8.0
LTR385510N		2.0	55°	0.1	6.0
LTR385520N		3.0	55°	0.2	8.0

Tool Holder 外徑刀

SLAL



Ordering Code	Insert	A	B	C	E	T	Screw	Wrench
SLALR/L1010K38	L□R38	10	10	130	9	4.0	CS35091	FT15
SLALR/L1212K38	L□R38	12	12	130	9	4.0	CS35091	FT15
SLALR/L1616K38	L□R38	16	16	130	9	4.0	CS35091	FT15
SLALR/L2020K38	L□R38	20	20	130	9	4.0	CS35091	FT15

VERTICAL TOOLHOLDERS



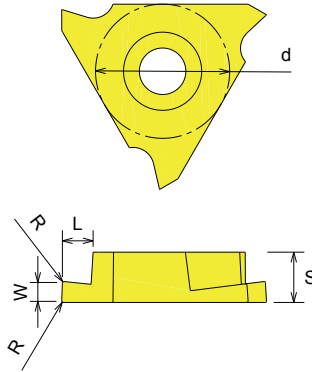

Product Identification

刀片規格表示



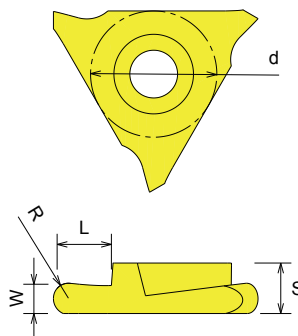

Inserts 刀片

TG Grooving 切槽



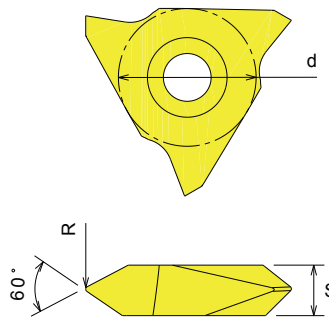

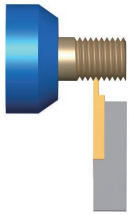
Ordering Code	UA3F2	W	L	R	d	S
TGR16050	•	0.50	1.4	0.00	9.525	3.18
TGR16075	•	0.75	2.5	0.00	9.525	3.18
TGR16095	•	0.95	2.5	0.00	9.525	3.18
TGR16100	•	1.00	2.5	0.00	9.525	3.18
TGR16125	•	1.25	2.5	0.00	9.525	3.18
TGR16135	•	1.35	2.5	0.00	9.525	3.18
TGR16150	•	1.50	2.5	0.20	9.525	3.18
TGR16200	•	2.00	3.0	0.20	9.525	3.18
TGR22110	•	1.10	2.5	0.00	12.70	4.76
TGR22125	•	1.25	2.5	0.20	12.70	4.76
TGR22135	•	1.35	2.5	0.20	12.70	4.76
TGR22145	•	1.45	2.5	0.20	12.70	4.76
TGR22150	•	1.50	3.9	0.20	12.70	4.76
TGR22200	•	2.00	3.9	0.20	12.70	4.76
TGR22250	•	2.50	5.4	0.30	12.70	4.76
TGR22300	•	3.00	5.4	0.30	12.70	4.76

TR Full Radius 圓槽



Ordering Code	UA3F2	W	L	R	d	S
TRR22050	•	1.00	2.5	0.50	12.70	4.76
TRR22075	•	1.50	3.9	0.75	12.70	4.76
TRR22100	•	2.00	3.9	1.00	12.70	4.76
TRR22125	•	2.50	5.4	1.25	12.70	4.76
TRR22150	•	3.00	5.4	1.50	12.70	4.76
TRR22200	•	4.00	5.4	2.00	12.70	4.76

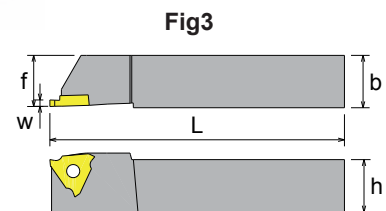
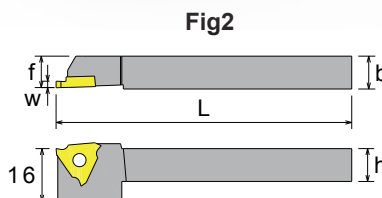
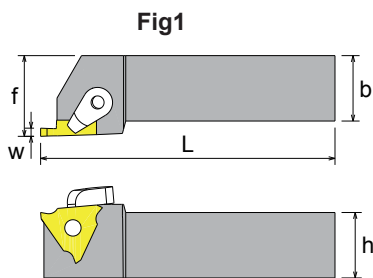
TT Threading 車牙



Ordering Code	UA3F2	Pitch(mm)	R	d	S
TTR226001	•	1.0~1.75	0.10	12.70	4.76
TTR226002	•	2.0~2.5	0.20	12.70	4.76

Tool Holder 外徑刀

TGWC



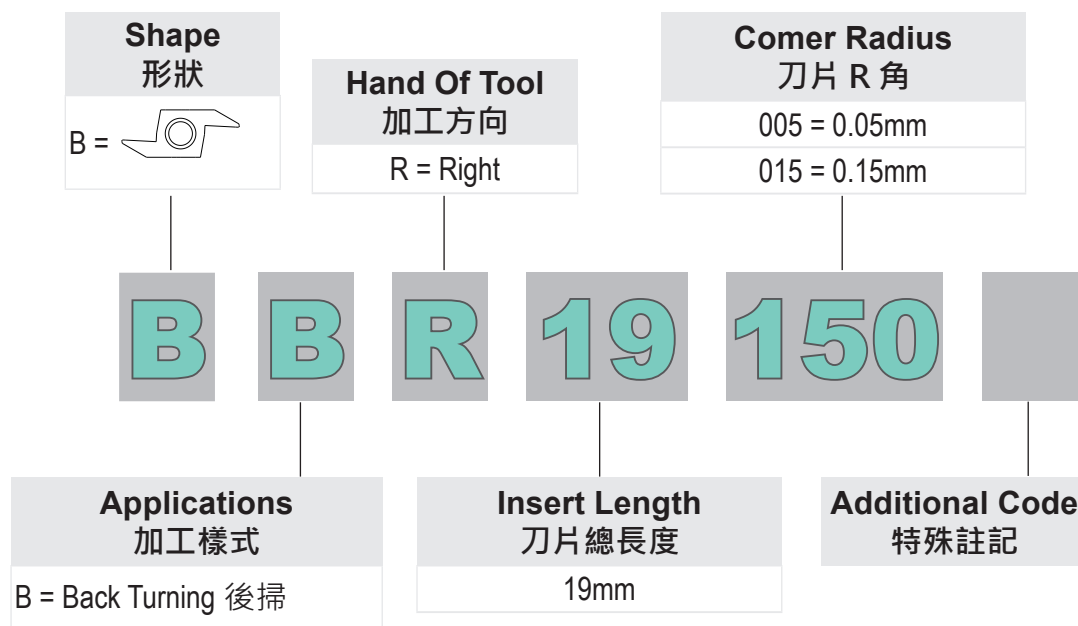
Ordering Code	Insert	Dimensions						Parts				Wrench	
Righthand/Lefthand		h	b	L	f	Fig	W	Insert Screw	Clamp	Clamp Screw	Wash	Clamp Wrench	Insert Wrench
TGWCR1010-3	T□R16	10	10	125	10	2	0.33~2.80	CS40090	-	-	-	-	FT-15
TGWCR1212-3	T□R16	12	12	125	12	2	0.33~2.80	CS40090	-	-	-	-	FT-15
TGWCR1616-3	T□R16	16	16	125	16	3	0.33~2.80	CS40090	-	-	-	-	FT-15
TGWCR2020-3	T□R16	20	20	125	25	1	0.33~2.80	CS40090	CP50-23	CS70-23	ER04	LW030	TL-15
TGWCR2525-3	T□R16	25	25	150	30	1	0.33~2.80	CS40090	CP50-23	CS70-23	ER04	LW030	TL-15
TGWCR2020-15	T□R22	20	20	125	25	1	1.00~1.45	CS50100	CP50-23	CS70-23	ER04	LW030	TL-20
TGWCR2020-25	T□R22	20	20	125	25	1	1.50~2.30	CS50100	CP50-23	CS70-23	ER04	LW030	TL-20
TGWCR2020-35	T□R22	20	20	125	25	1	2.50~4.80	CS50100	CP50-23	CS70-23	ER04	LW030	TL-20
TGWCR2525-15	T□R22	25	25	150	30	1	1.00~1.45	CS50100	CP50-23	CS70-23	ER04	LW030	TL-20
TGWCR2525-25	T□R22	25	25	150	30	1	1.50~2.30	CS50100	CP50-23	CS70-23	ER04	LW030	TL-20
TGWCR2525-35	T□R22	25	25	150	30	1	2.50~4.80	CS50100	CP50-23	CS70-23	ER04	LW030	TL-20

BACK TURNING




Product Identification

刀片規格表示



Inserts 刀片

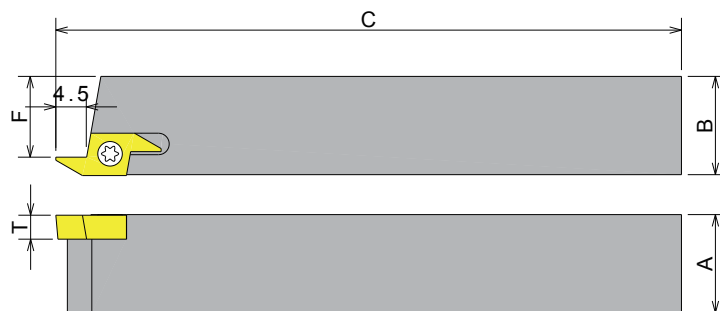
BB Back Turning 後掃



Ordering Code	UN210	W	R	L
BBR19005	•	2.5	0.05	4.5
BBR19015	•	2.5	0.15	4.5

Tool Holder 外徑刀

SBR



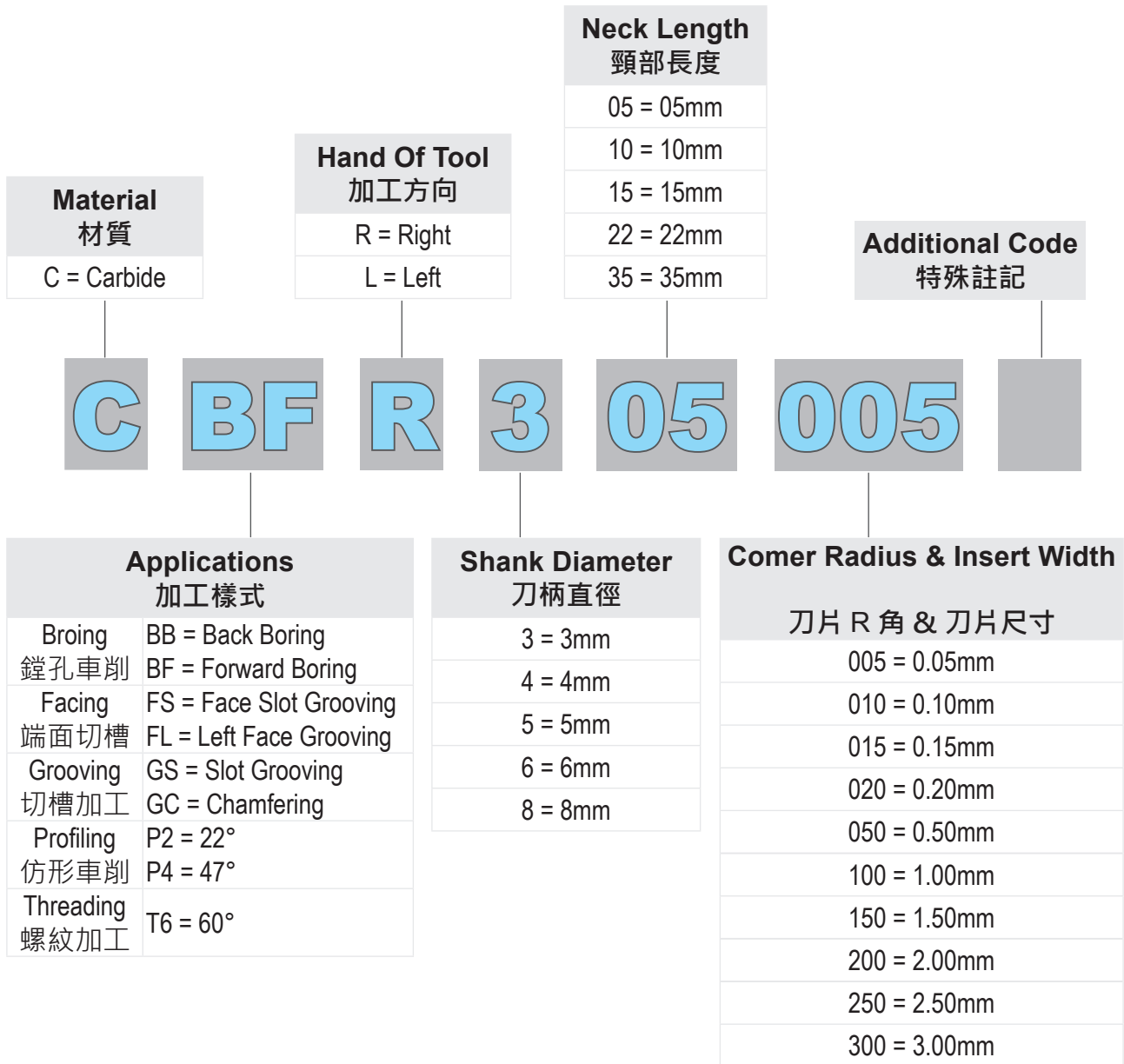
Ordering Code	Insert	A	B	C	F	T	Screw	Wrench
SBR1010K19	BBR19	10	10	125	7.5	4.0	CS30080	FT10
SBR1212K19	BBR19	12	12	125	9.5	4.0	CS30080	FT10
SBR1616K19	BBR19	16	16	125	13.5	4.0	CS30080	FT10

SMALL BORING BAR SERIES

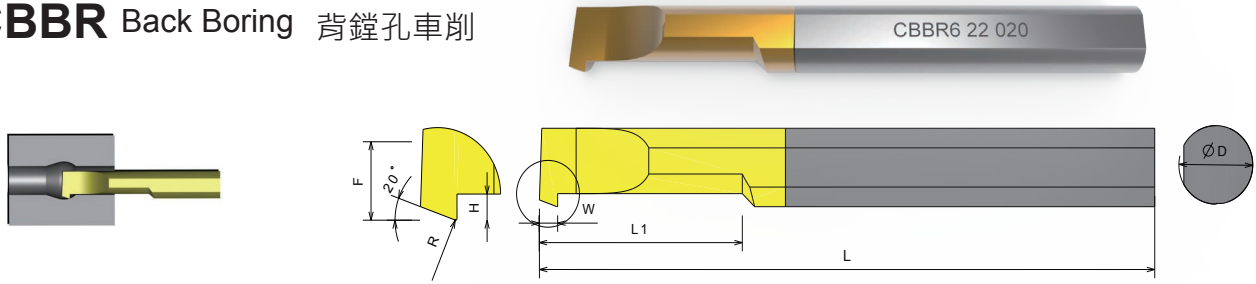


Product Identification

微型刀規格表示

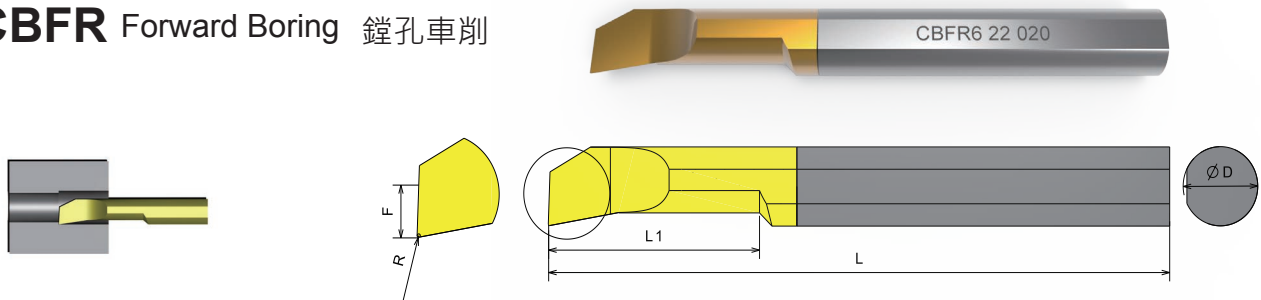


CBBR Back Boring 背鏜孔車削



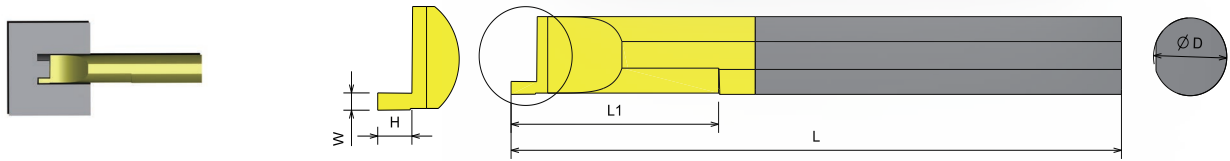
Ordering Code	UN510	D	L	L1	R	H	F
CBBR4 15 015	•	4	37	15	0.15	0.8	1.6
CBBR5 22 020	•	5	50	22	0.20	1.0	2.2
CBBR6 22 020	•	6	50	22	0.20	1.8	2.8

CBFR Forward Boring 鏜孔車削



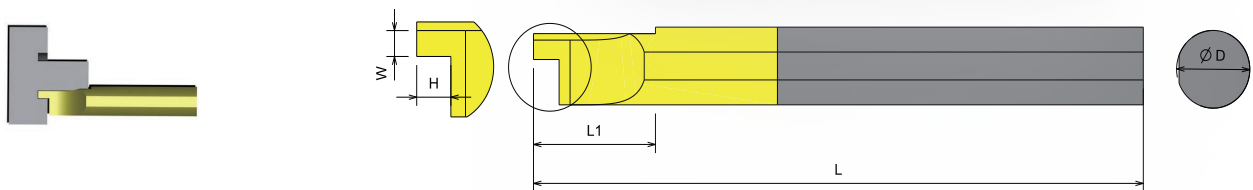
Ordering Code	UN510	D	L	L1	R	B	F
CBFR3 10 005	•	3	37	10	0.05	3.1	1.3
CBFR3 10 020	•	3	37	10	0.20	3.1	1.3
CBFR4 15 020	•	4	37	15	0.20	4.1	1.7
CBFR5 22 020	•	5	50	22	0.20	5.1	2.1
CBFR6 22 020	•	6	50	22	0.20	6.1	2.8

CFSR Face Slot Grooving 端面切槽



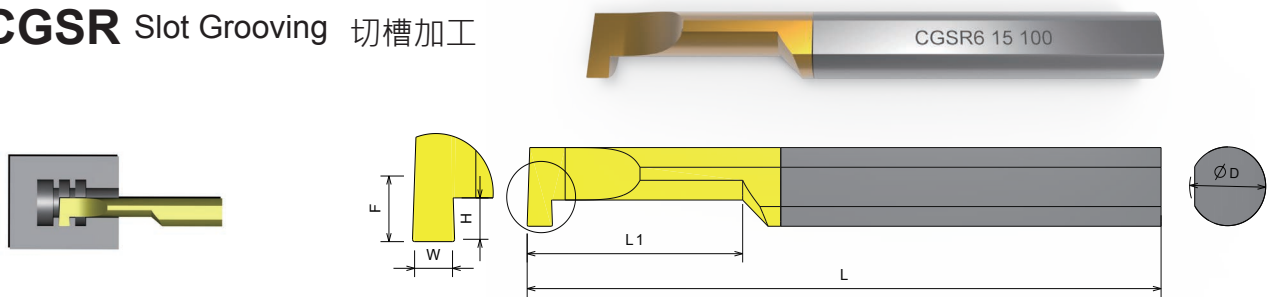
Ordering Code	UN510	D	L	L1	W	H	F
CFSR4 15 075	●	4	37	15	0.75	1.0	1.95
CFSR4 15 100	●	4	37	15	1.00	1.0	1.95
CFSR5 22 075	●	5	50	22	0.75	1.2	2.45
CFSR5 22 100	●	5	50	22	1.00	1.2	2.45
CFSR5 22 150	●	5	50	22	1.50	1.2	2.45
CFSR6 22 100	●	6	50	22	1.00	1.4	2.95
CFSR6 22 150	●	6	50	22	1.50	1.4	2.95
CFSR6 22 200	●	6	50	22	2.00	1.4	2.95

CFLR Left Face Grooving 端面切槽



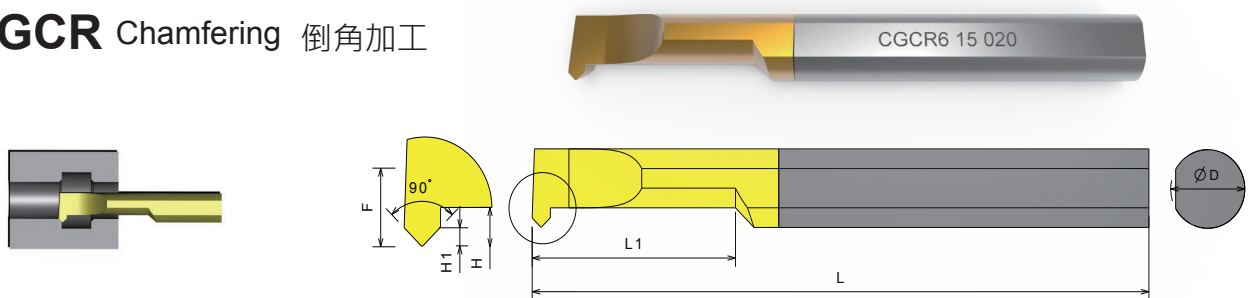
Ordering Code	UN510	D	L	L1	W	H	F
CFLR4 15 075	●	4	37	15	0.75	1.2	1.75
CFLR4 15 100	●	4	37	15	1.00	1.5	1.75
CFLR5 22 075	●	5	50	22	0.75	1.2	2.25
CFLR5 22 100	●	5	50	22	1.00	1.5	2.25
CFLR5 22 150	●	5	50	22	1.50	2.5	2.25
CFLR6 22 100	●	6	50	22	1.00	1.5	2.75
CFLR6 22 150	●	6	50	22	1.50	2.5	2.75
CFLR6 22 200	●	6	50	22	2.00	3.0	2.75
CFLR8 22 250	●	8	60	22	2.50	3.5	3.75

CGSR Slot Grooving 切槽加工



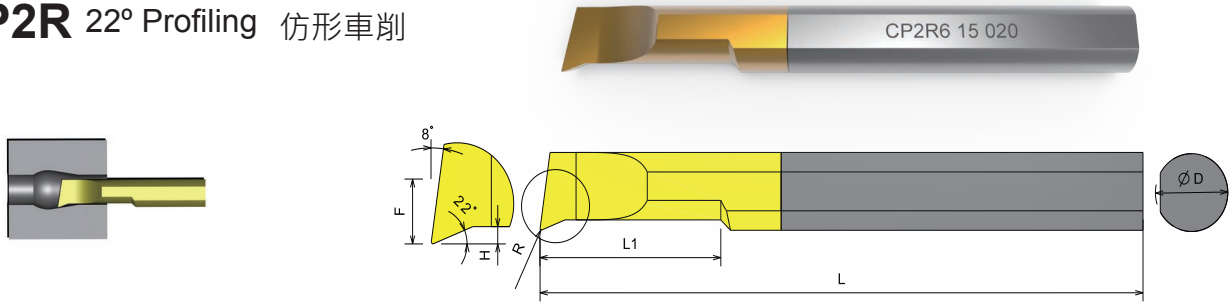
Ordering Code	UN510	D	L	L1	W	H	F
CGSR4 10 100	●	4	37	10	1.00	1.0	1.7
CGSR4 10 150	●	4	37	10	1.50	1.0	1.7
CGSR5 15 100	●	5	50	15	1.00	1.2	2.3
CGSR5 15 150	●	5	50	15	1.50	1.2	2.3
CGSR5 15 200	●	5	50	15	2.00	1.2	2.3
CGSR6 15 100	●	6	50	15	1.00	1.4	2.8
CGSR6 15 150	●	6	50	15	1.50	1.4	2.8
CGSR6 15 200	●	6	50	15	2.00	1.4	2.8
CGSR8 22 150	●	8	60	22	1.50	2.0	3.8
CGSR8 22 200	●	8	60	22	2.00	2.0	3.8

CGCR Chamfering 倒角加工



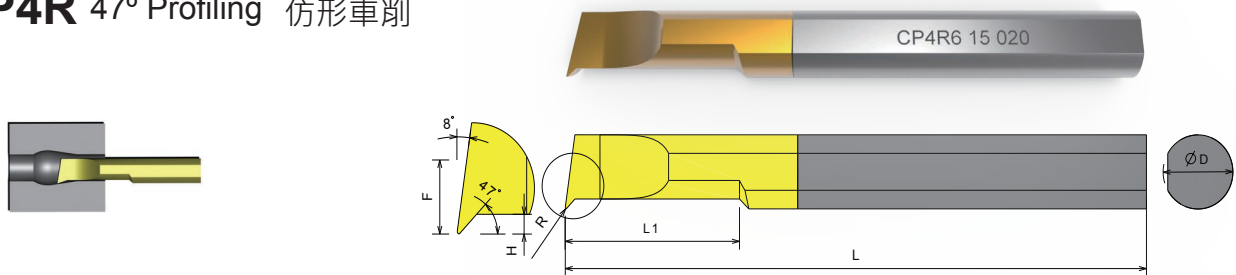
Ordering Code	UN510	D	L	L1	H1	H	F
CGCR3 10 020	●	3	37	10	0.3	0.7	1.3
CGCR4 15 020	●	4	37	15	0.4	0.8	1.7
CGCR5 15 020	●	5	50	15	0.7	1.2	2.1
CGCR6 15 020	●	6	50	15	0.7	1.4	2.8

CP2R 22° Profiling 仿形車削



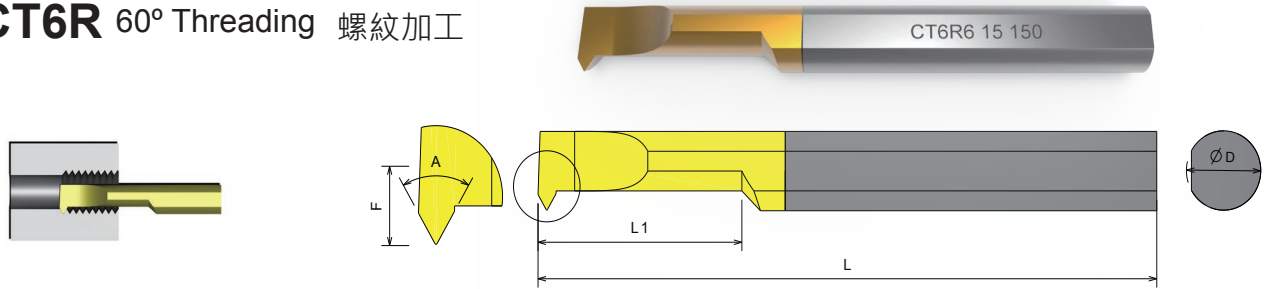
Ordering Code	UN510	D	L	L1	R	H	F
CP2R3 10 020	•	3	37	10	0.20	0.7	1.3
CP2R4 15 020	•	4	37	15	0.20	0.8	1.7
CP2R5 15 020	•	5	50	15	0.20	1.2	2.1
CP2R6 15 020	•	6	50	15	0.20	1.4	2.8

CP4R 47° Profiling 仿形車削



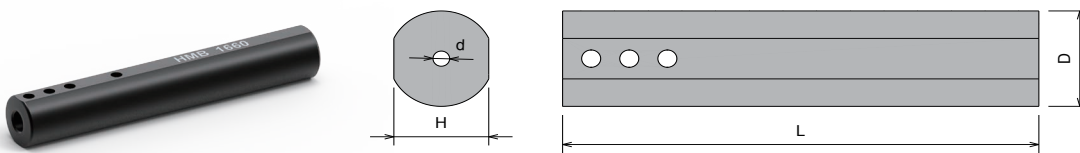
Ordering Code	UN510	D	L	L1	R	H	F
CP4R4 15 020	•	4	37	15	0.20	0.8	1.8
CP4R5 15 020	•	5	50	15	0.20	1.0	2.3
CP4R6 15 020	•	6	50	15	0.20	1.4	2.8

CT6R 60° Threading 螺紋加工



Ordering Code	UN510	D	L	L1	Pitch(mm)	angle	F
CT6R3 10 100	•	3	37	10	0.8~1	60.0	1.4
CT6R4 15 100	•	4	37	15	0.8~1	60.0	1.8
CT6R5 15 125	•	5	50	15	1~1.25	60.0	2.3
CT6R6 15 150	•	6	50	15	0.5~1.5	60.0	2.6

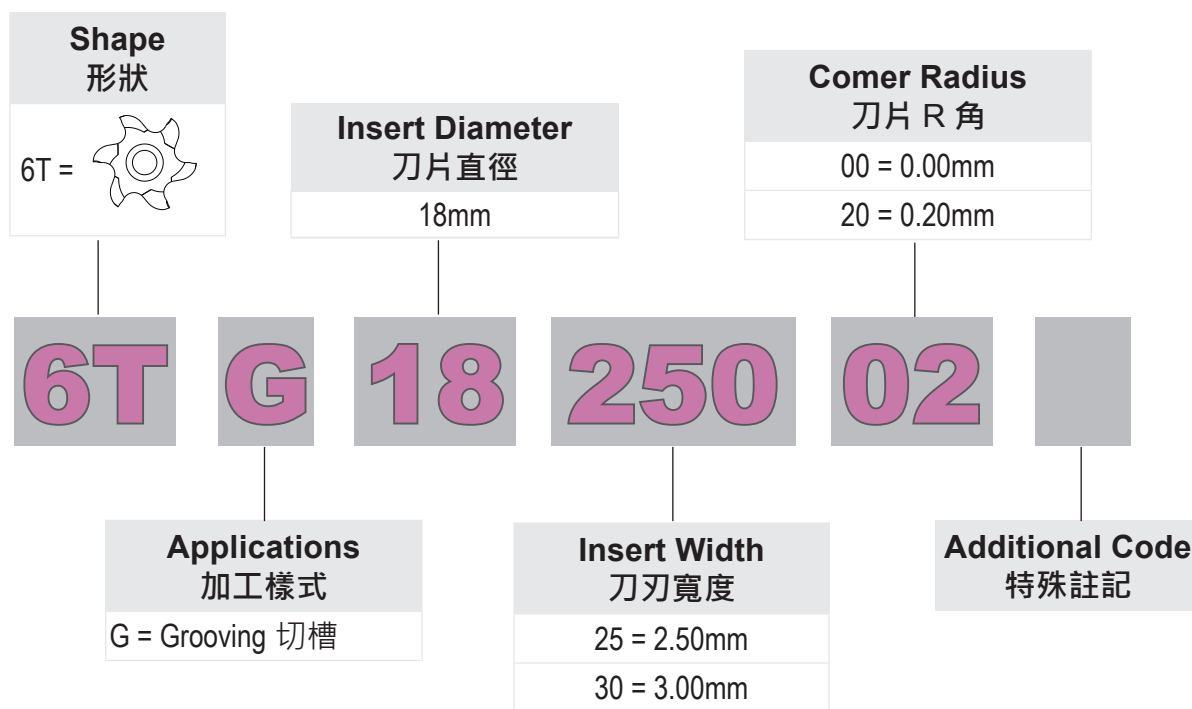
HMB Mini Boring Bar Sleeve 套筒



Ordering Code	D	L	d	H	Screw	Wrench
HMB1603	16	100	3.0	14	CS9-4004	LW020
HMB2003	20	100	3.0	18	CS9-4004	LW020
HMB2203	22	100	3.0	20	CS9-4004	LW020
HMB1604	16	100	4.0	14	CS9-4004	LW020
HMB2004	20	100	4.0	18	CS9-4004	LW020
HMB2204	22	100	4.0	20	CS9-4004	LW020
HMB1605	16	100	5.0	14	CS9-4004	LW020
HMB2005	20	100	5.0	18	CS9-4004	LW020
HMB2205	22	100	5.0	20	CS9-4004	LW020
HMB1606	16	100	6.0	14	CS9-4004	LW020
HMB2006	20	100	6.0	18	CS9-4004	LW020
HMB2206	22	100	6.0	20	CS9-4004	LW020

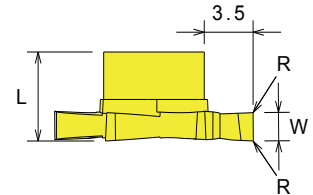
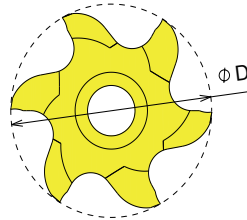
Product Identification

刀片規格表示



Inserts 刀片

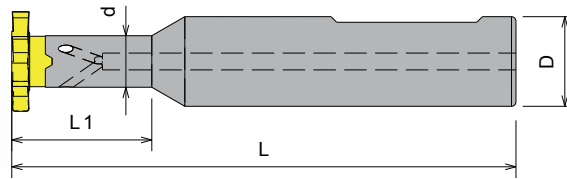
6TG Chamfering 切槽加工



Ordering Code	UC210	D	W	R	L
6TG18 150 02	•	17.7	1.5	0.2	6
6TG18 200 02	•	17.7	2.0	0.2	6
6TG18 250 02	•	17.7	2.5	0.2	6
6TG18 300 02	•	17.7	3.0	0.2	6

Holder 刀柄

S-UT



Ordering Code	Insert	D	d	L	L1	Screw	Wrench
S12H-UT18	6TG18	12	9	100	18	CS40110	FT15
S16H-UT18	6TG18	16	9	100	18	CS40110	FT15
C12H-UT18	6TG18	12	9	100	45	CS40110	FT15
C16H-UT18	6TG18	16	9	100	45	CS40110	FT15



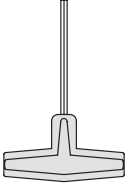
Technical Data




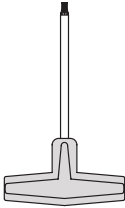
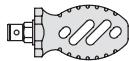


切削參考數據

工件材料 Work Material	車削加工 Turning			切斷加工 Cut off		
	切削速度 Vc(m/min)	切削深度 a (mm)	進給 f(mm/rev)	切削速度 Vc(m/min)	切削寬度 b(mm)	進給 f(mm/rev)
快削鋼 Free Machining Carbon Steel	120-200	0.05-1.0 1.0-4.0	0.01-0.15 0.05-0.25	80-150	0.50-1.50 1.50-3.50	0.01-0.08 0.03-0.15
鋼 Steel < 600N/mm ²	80-160	0.05-1.0 1.0-4.0	0.01-0.15 0.05-0.25	70-120	0.50-1.50 1.50-3.50	0.01-0.06 0.03-0.12
鋼 Steel < 800N/mm ²	60-120	0.05-1.0 1.0-4.0	0.01-0.10 0.05-0.20	60-100	0.50-1.50 1.50-3.50	0.01-0.05 0.03-0.10
鋼 Steel > 800N/mm ²	50-100	0.05-1.0 1.0-3.0	0.01-0.08 0.05-0.15	40-80	0.50-1.50 1.50-3.50	0.01-0.04 0.03-0.08
不鏽鋼 Stainless Steel	60-120	0.05-1.0 1.0-3.0	0.01-0.08 0.05-0.15	60-100	0.50-1.50 1.50-3.50	0.01-0.04 0.03-0.08
鋁 Aluminum	180-1000	0.05-1.0 1.0-4.0	0.01-0.20 0.05-0.40	150-400	0.50-1.50 1.50-3.50	0.01-0.10 0.03-0.20
鈦 Titanium Alloy	30-70	0.05-1.0 1.0-4.0	0.01-0.08 0.05-0.15	30-50	0.50-1.50 1.50-3.50	0.01-0.03 0.03-0.06
銅 Copper	100-500	0.05-1.0 1.0-4.0	0.01-0.20 0.05-0.35	100-300	0.50-1.50 1.50-3.50	0.01-0.10 0.03-0.20

Spare Parts

配件

 HEX drive			
L-Wrence		T-handle Wrench	
LW015		TW030	
LW020		TW040	
LW025			
LW030			
LW035			
LW040			
LW050			
LW060			

 Torx drive					
Torx Wrenches		Torx Flag-type Wrench		Torx T-handle Wrench	
TL-10		FT-06		TWT-15	
TL-15		FT-07		TWT-20	
TL-20		FT-08		TWT-25	
TL-25		FT-09			
		FT-10			
	FT-15				
Vario Handle		Replaceable drive bits			
BIT-H63		BIT-T06		DBIT-T06	
		BIT-T07		DBIT-T07	
		BIT-T08		DBIT-T08	
		BIT-T09		DBIT-T09	
		BIT-T10		DBIT-T10	
		BIT-T15		DBIT-T15	
		BIT-T20		DBIT-T20	
		BIT-T25		DBIT-T25	



專業捨棄式切削刀具製造

INDEXABLE INSERT CUTTING TOOLS
Professional Manufacturer

UROX

原祿精密工業股份有限公司

UROX TOOLS PRECISION INDUSTRY CO., LTD.

41145 台中市太平區長億東三街 55 巷 6 號

No.6, Ln. 55, Changyi E. 3rd St.

Taiping Dist., Taichung City 41145

Taiwan (R.O.C.)

TEL : 886-4-22768805

FAX : 886-4-22768806

<http://www.urox.com.tw>

E-mail : service@urox.com.tw