

外徑車刀桿 系列

External Turning Toolholders Series


泛用鋼材 $\leq 50\text{HRC}$

不銹鋼

鋁合金 / 銅合金


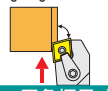

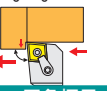

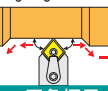

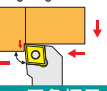

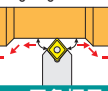

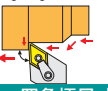

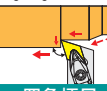

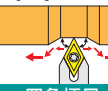

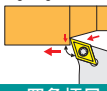

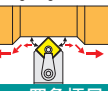

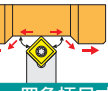

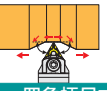

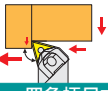

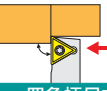

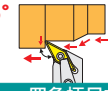

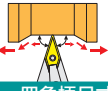



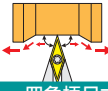



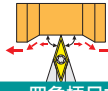

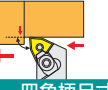
鑄鐵

For general steel ($\leq 50\text{HRC}$), stainless steel, cast iron and aluminum/copper alloy machining.



產品選擇表 Product Selection Table

外徑車刀桿 External Turning Toolholders

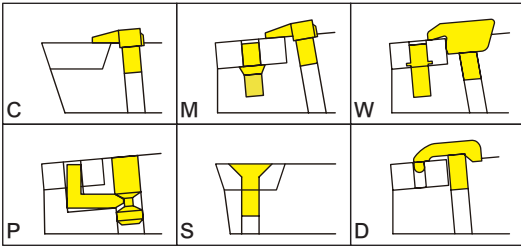
| | | | | |
|---|--|---|---|---|
|  <p>MCKN</p> <p>主偏角 Entering Angle 75°</p>  <p>四角柄尺寸 P.468 16~32D</p> |  <p>MCLN</p> <p>主偏角 Entering Angle 95°</p>  <p>四角柄尺寸 P.468 16~32D</p> |  <p>MCNN</p> <p>主偏角 Entering Angle 50°</p>  <p>四角柄尺寸 P.469 16~32D</p> |  <p>SCLC</p> <p>主偏角 Entering Angle 95°</p>  <p>四角柄尺寸 P.469 10~32D</p> |  <p>SCNC</p> <p>主偏角 Entering Angle 50°</p>  <p>四角柄尺寸 P.470 12~25D</p> |
|  <p>MDJN</p> <p>主偏角 Entering Angle 93°</p>  <p>四角柄尺寸 P.470 20~25D</p> |  <p>DDQN</p> <p>主偏角 Entering Angle 107.5°</p>  <p>四角柄尺寸 P.471 20~32D</p> |  <p>SDNC</p> <p>主偏角 Entering Angle 62.5°</p>  <p>四角柄尺寸 P.471 10~25D</p> |  <p>SDQC</p> <p>主偏角 Entering Angle 107.5°</p>  <p>四角柄尺寸 P.472 12~25D</p> |  <p>MSDN</p> <p>主偏角 Entering Angle 45°</p>  <p>四角柄尺寸 P.472 20~25D</p> |
|  <p>SSDC</p> <p>主偏角 Entering Angle 45°</p>  <p>四角柄尺寸 P.473 12~25D</p> |  <p>MTEN</p> <p>主偏角 Entering Angle 60°</p>  <p>四角柄尺寸 P.473 12~25D</p> |  <p>MTQN</p> <p>主偏角 Entering Angle 105°</p>  <p>四角柄尺寸 P.474 20~25D</p> |  <p>STAC</p> <p>主偏角 Entering Angle 90°</p>  <p>四角柄尺寸 P.474 10~16D</p> |  <p>MVQN</p> <p>主偏角 Entering Angle 117.5°</p>  <p>四角柄尺寸 P.475 20~32D</p> |
|  <p>MVVN</p> <p>主偏角 Entering Angle 72.5°</p>  <p>四角柄尺寸 P.475 16~25D</p> |  <p>SVQB</p> <p>主偏角 Entering Angle 117.5°</p>  <p>四角柄尺寸 P.476 12~25D</p> |  <p>SVVB</p> <p>主偏角 Entering Angle 72.5°</p>  <p>四角柄尺寸 P.476 10~32D</p> |  <p>SVQC</p> <p>主偏角 Entering Angle 117.5°</p>  <p>四角柄尺寸 P.477 12~25D</p> |  <p>SVVC</p> <p>主偏角 Entering Angle 72.5°</p>  <p>四角柄尺寸 P.477 10~32D</p> |
|  <p>WWLN</p> <p>主偏角 Entering Angle 95°</p>  <p>四角柄尺寸 P.478 16~25D</p> | | | | |

外徑車刀桿 ISO 編碼規範

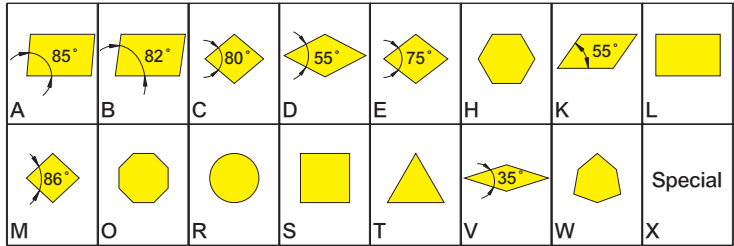
ISO Designation For External Turning Tools

| | | | | | | | | | | | |
|---|---|---|---|---|---|----|----|---|---|----|----|
| M | C | L | N | R | — | 20 | 20 | K | — | 12 | |
| 1 | 2 | 3 | 4 | 5 | | 6 | 7 | 8 | | 9 | 10 |

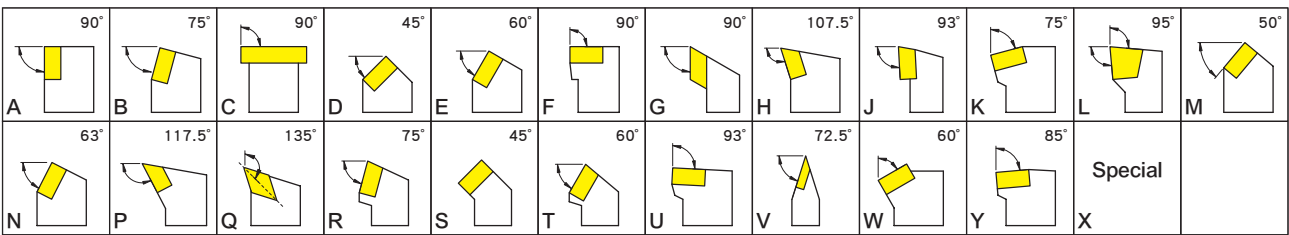
1 刀片夾持方式 Type Of Locking



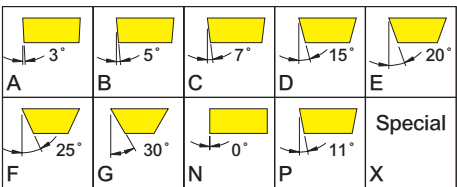
2 刀片形狀 Insert Shape



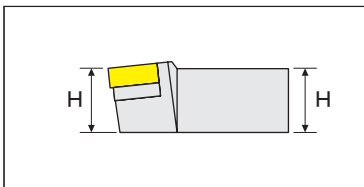
3 主偏角 Entering Angle



4 刀片離隙角 Clearance Angle



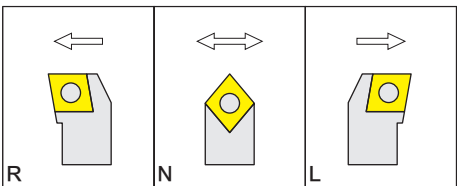
6 刀桿高度 Shank Height



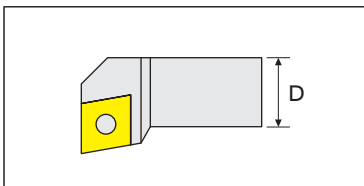
8 刀桿全長 Shank Length

| 代號 Code | 尺寸 (mm) |
|------------|------------|
| A | 32 |
| B | 40 |
| C | 50 |
| D | 60 |
| E | 70 |
| F | 80 |
| G | 90 |
| H | 100 |
| J | 110 |
| K | 125 |
| L | 140 |
| M | 150 |
| N | 160 |
| P | 170 |
| Q | 180 |
| R | 200 |
| S | 250 |
| T | 300 |
| U | 350 |
| V | 400 |
| W | 450 |
| Y | 500 |
| X | Special |

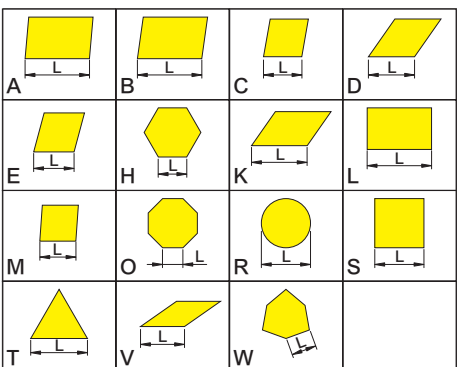
5 切削方向 Cutting Direction




7 刀桿寬度 Shank Width



9 刀片邊長 Insert Length

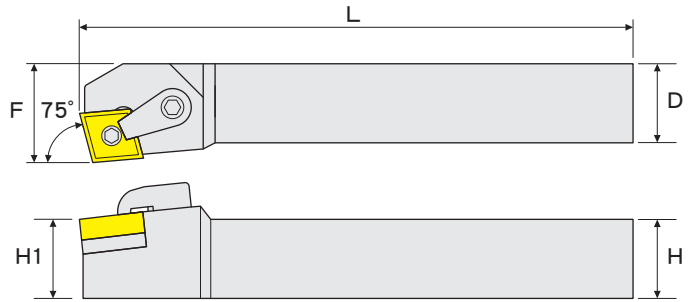



10 特殊記號 Optional Code



外徑車刀桿

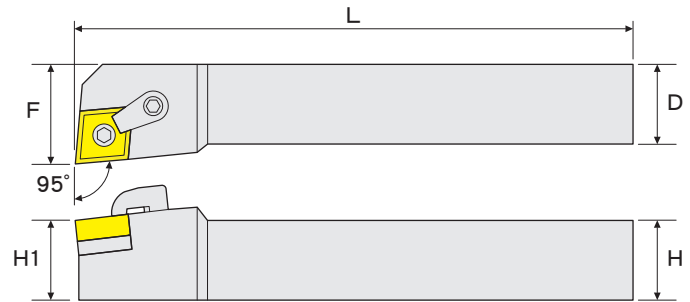

EXTERNAL TURNING TOOLHOLDERS



右車刀桿圖示 Right-Hand Shown

| 鋼材柄訂購編號 Order No. (Steel Shank) | 尺寸 Dimension (mm) | | | | 搭配刀片 Insert | Pin | Shim | Wrench | Screw | Clamp | Wrench |
|--|-------------------|----|-----|----|----------------|---------|--------|--------|---------|-------|--------|
| | H1 / H | F | L | D | | | | | | | |
| MCKN ^R / _L -1616K-12 | 16 | 20 | 125 | 16 | CN..1204.. | MLP46-A | CMS432 | PL25 | MS625TX | MC620 | ETL15 |
| MCKN ^R / _L -2020K-12 | 20 | 25 | 125 | 20 | | | | | | | |
| MCKN ^R / _L -2525M-12 | 25 | 32 | 150 | 25 | | | | | | | |
| MCKN ^R / _L -3232P-12 | 32 | 40 | 170 | 32 | | | | | | | |
| | | | | | | | | | | | |
| | | | | | | | | | | | |
| | | | | | | | | | | | |
| | | | | | | | | | | | |
| | | | | | | | | | | | |

→ 搭配刀片 Insert [P.449](#) → 切削條件表 Cutting Condition [P.612](#)



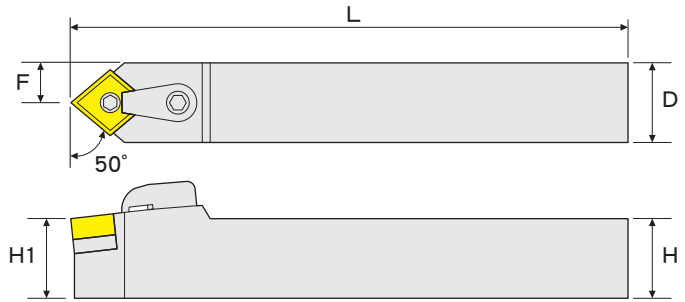

右車刀桿圖示 Right-Hand Shown

| 鋼材柄訂購編號 Order No. (Steel Shank) | 尺寸 Dimension (mm) | | | | 搭配刀片 Insert | Pin | Shim | Wrench | Screw | Clamp | Wrench |
|--|-------------------|----|-----|----|----------------|---------|--------|--------|---------|-------|--------|
| | H1 / H | F | L | D | | | | | | | |
| MCLN ^R / _L -1616K-12 | 16 | 20 | 125 | 16 | CN..1204.. | MLP46-A | CMS432 | PL25 | MS625TX | MC620 | ETL15 |
| MCLN ^R / _L -2020K-12 | 20 | 25 | 125 | 20 | | | | | | | |
| MCLN ^R / _L -2525M-12 | 25 | 32 | 150 | 25 | | | | | | | |
| MCLN ^R / _L -3232P-12 | 32 | 40 | 170 | 32 | | | | | | | |
| | | | | | | | | | | | |
| | | | | | | | | | | | |
| | | | | | | | | | | | |
| | | | | | | | | | | | |
| | | | | | | | | | | | |

→ 搭配刀片 Insert [P.449](#) → 切削條件表 Cutting Condition [P.612](#)

外徑車刀桿

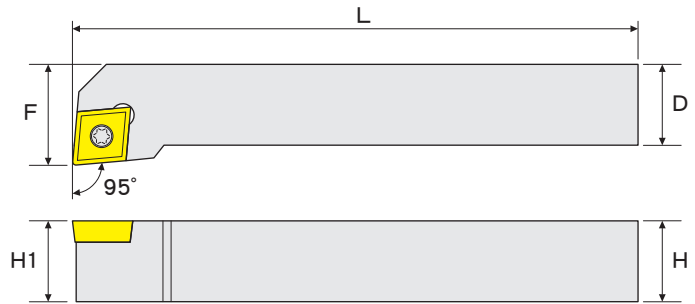
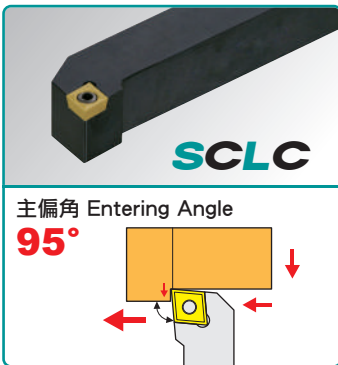
EXTERNAL TURNING TOOLHOLDERS



右車刀桿圖示 Right-Hand Shown

| 鋼材柄訂購編號 Order No. (Steel Shank) | 尺寸 Dimension (mm) | | | | 搭配刀片 Insert | Pin | Shim | Wrench | Screw | Clamp | Wrench |
|---------------------------------------|-------------------|------|-----|----|----------------|---------|--------|--------|---------|-------|--------|
| | H1 / H | F | L | D | | | | | | | |
| MCNNN-1616K-12 | 16 | 8.0 | 125 | 16 | CN..1204.. | MLP46-A | CMS432 | PL25 | MS625TX | MC620 | ETL15 |
| MCNNN-2020K-12 | 20 | 10.0 | 125 | 20 | | | | | | | |
| MCNNN-2525M-12 | 25 | 12.5 | 150 | 25 | | | | | | | |
| MCNNN-3232P-12 | 32 | 16.0 | 170 | 32 | | | | | | | |
| | | | | | | | | | | | |
| | | | | | | | | | | | |
| | | | | | | | | | | | |
| | | | | | | | | | | | |
| | | | | | | | | | | | |
| | | | | | | | | | | | |

→ 搭配刀片 Insert P.449 → 切削條件表 Cutting Condition P.612



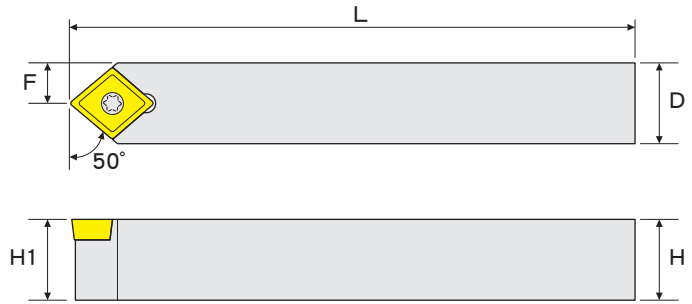

右車刀桿圖示 Right-Hand Shown

| 鋼材柄訂購編號 Order No. (Steel Shank) | 尺寸 Dimension (mm) | | | | 搭配刀片 Insert | Screw | Wrench |
|--|-------------------|----|-----|----|----------------|---------|--------|
| | H1 / H | F | L | D | | | |
| SCLC ^R / _L -1010H-06 | 10 | 12 | 100 | 10 | CC..0602.. | MS2506A | ETF09 |
| SCLC ^R / _L -1010K-06 | 10 | 12 | 125 | 10 | | | |
| SCLC ^R / _L -1212H-09 | 12 | 16 | 100 | 12 | CC..09T3.. | MS4011A | ETF15 |
| SCLC ^R / _L -1212K-09 | 12 | 16 | 125 | 12 | | | |
| SCLC ^R / _L -1616K-09 | 16 | 20 | 125 | 16 | | | |
| SCLC ^R / _L -2020K-09 | 20 | 25 | 125 | 20 | | | |
| SCLC ^R / _L -2525M-09 | 25 | 32 | 150 | 25 | CC..1204.. | MS5011A | ETF20 |
| SCLC ^R / _L -2020K-12 | 20 | 25 | 125 | 20 | | | |
| SCLC ^R / _L -2525M-12 | 25 | 32 | 150 | 25 | | | |
| SCLC ^R / _L -3232P-12 | 32 | 40 | 170 | 32 | | | |

→ 搭配刀片 Insert P.440, 441 → 切削條件表 Cutting Condition P.611

外徑車刀桿

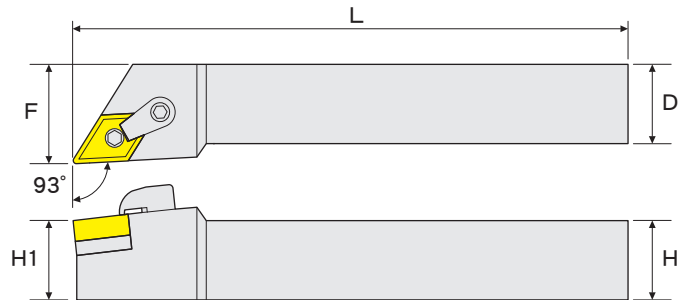

EXTERNAL TURNING TOOLHOLDERS



右車刀桿圖示 Right-Hand Shown

| 鋼材柄訂購編號 Order No. (Steel Shank) | 尺寸 Dimension (mm) | | | | 搭配刀片 Insert | Screw | Wrench |
|---------------------------------------|-------------------|------|-----|----|----------------|---------|--------|
| | H1 / H | F | L | D | | | |
| SCNCN-1616K-06 | 16 | 8.0 | 125 | 16 | CC..0602.. | MS2506A | ETF09 |
| SCNCN-1212H-09 | 12 | 6.0 | 100 | 12 | CC..09T3.. | MS4011A | ETF15 |
| SCNCN-1212K-09 | 12 | 6.0 | 125 | 12 | | | |
| SCNCN-1616K-09 | 16 | 8.0 | 125 | 16 | | | |
| SCNCN-2020K-09 | 20 | 10.0 | 125 | 20 | | | |
| SCNCN-2525M-09 | 25 | 12.5 | 150 | 25 | CC..1204.. | MS5011A | ETF20 |
| SCNCN-2020K-12 | 20 | 10.0 | 125 | 20 | | | |
| SCNCN-2525M-12 | 25 | 12.5 | 150 | 25 | | | |

→ 搭配刀片 Insert P.440, 441 → 切削條件表 Cutting Condition P.611



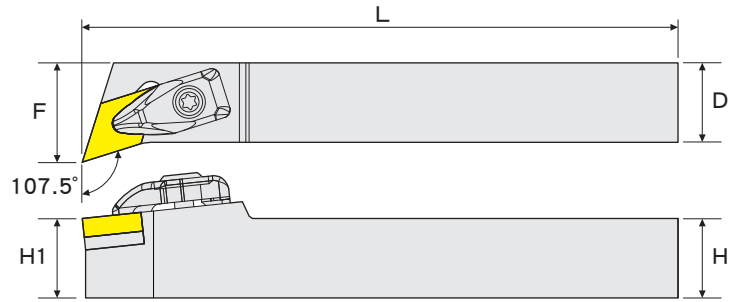
右車刀桿圖示 Right-Hand Shown

| 鋼材柄訂購編號 Order No. (Steel Shank) | 尺寸 Dimension (mm) | | | | 搭配刀片 Insert | Pin | Shim | Wrench | Screw | Clamp | Wrench |
|---------------------------------------|-------------------|----|-----|----|----------------|----------|--------|--------|---------|-------|--------|
| | H1 / H | F | L | D | | | | | | | |
| MDJN ^R /L-2020K-1504 | 20 | 25 | 125 | 20 | DN..1504.. | MLP46L-A | DMS442 | PL25 | MS625TX | MC622 | ETL15 |
| MDJN ^R /L-2525M-1504 | 25 | 32 | 150 | 25 | | | | | MS630TX | | |

→ 搭配刀片 Insert P.450 → 切削條件表 Cutting Condition P.612

外徑車刀桿

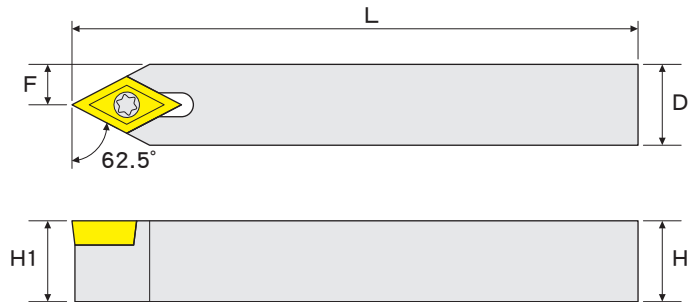

EXTERNAL TURNING TOOLHOLDERS



右車刀桿圖示 Right-Hand Shown

| 鋼材柄訂購編號 Order No. (Steel Shank) | 尺寸 Dimension (mm) | | | | 搭配刀片 Insert | Shim | Screw | Wrench | Clamp | Wrench |
|--|-------------------|----|-----|----|----------------|--------|---------|--------|--------|--------|
| | H1 / H | F | L | D | | | | | | |
| DDQN ^R / _L -2020K-1504 | 20 | 25 | 125 | 20 | DN..1504.. | DMS442 | MS6013F | PL40 | MCD430 | ETL20 |
| DDQN ^R / _L -2525M-1504 | 25 | 32 | 150 | 25 | | | | | | |
| DDQN ^R / _L -3232P-1504 | 32 | 40 | 170 | 32 | | | | | | |
| | | | | | | | | | | |
| | | | | | | | | | | |
| | | | | | | | | | | |
| | | | | | | | | | | |
| | | | | | | | | | | |
| | | | | | | | | | | |

→ 搭配刀片 Insert P.450 → 切削條件表 Cutting Condition P.612



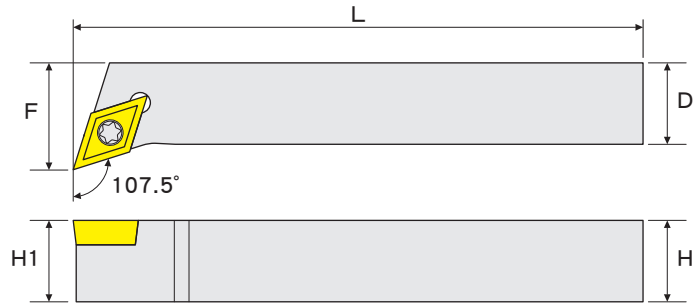

右車刀桿圖示 Right-Hand Shown

| 鋼材柄訂購編號 Order No. (Steel Shank) | 尺寸 Dimension (mm) | | | | 搭配刀片 Insert | Screw | Wrench |
|---------------------------------------|-------------------|------|-----|----|----------------|---------|--------|
| | H1 / H | F | L | D | | | |
| SDNCN-1010H-07 | 10 | 5.0 | 100 | 10 | DC..0702.. | MS2506B | ETF09 |
| SDNCN-1212H-07 | 12 | 6.0 | 100 | 12 | | | |
| SDNCN-1616K-07 | 16 | 8.0 | 125 | 16 | | | |
| SDNCN-1212H-11 | 12 | 6.0 | 100 | 12 | DC..11T3.. | MS4011A | ETF15 |
| SDNCN-1212K-11 | 12 | 6.0 | 125 | 12 | | | |
| SDNCN-1616K-11 | 16 | 8.0 | 125 | 16 | | | |
| SDNCN-2020K-11 | 20 | 10.0 | 125 | 20 | | | |
| SDNCN-2525M-11 | 25 | 12.5 | 150 | 25 | | | |
| | | | | | | | |
| | | | | | | | |

→ 搭配刀片 Insert P.442, 443 → 切削條件表 Cutting Condition P.611

外徑車刀桿

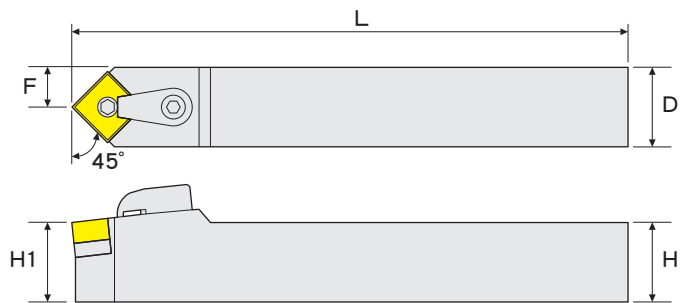

EXTERNAL TURNING TOOLHOLDERS



右車刀桿圖示 Right-Hand Shown

| 鋼材柄訂購編號 Order No. (Steel Shank) | 尺寸 Dimension (mm) | | | | 搭配刀片 Insert | Screw | Wrench |
|---------------------------------------|-------------------|----|-----|----|----------------|---------|--------|
| | H1 / H | F | L | D | | | |
| SDQC ^{R/L} -1212H-11 | 12 | 16 | 100 | 12 | DC..11T3.. | MS4011A | ETF15 |
| SDQC ^{R/L} -1616K-11 | 16 | 20 | 125 | 16 | | | |
| SDQC ^{R/L} -2020K-11 | 20 | 25 | 125 | 20 | | | |
| SDQC ^{R/L} -2525M-11 | 25 | 32 | 150 | 25 | | | |
| | | | | | | | |
| | | | | | | | |
| | | | | | | | |
| | | | | | | | |
| | | | | | | | |
| | | | | | | | |

→ 搭配刀片 Insert [P.442, 443](#) → 切削條件表 Cutting Condition [P.611](#)



右車刀桿圖示 Right-Hand Shown

| 鋼材柄訂購編號 Order No. (Steel Shank) | 尺寸 Dimension (mm) | | | | 搭配刀片 Insert | Pin | Shim | Wrench | Screw | Clamp | Wrench |
|---------------------------------------|-------------------|------|-----|----|----------------|---------|--------|--------|---------|-------|--------|
| | H1 / H | F | L | D | | | | | | | |
| MSDNN-2020K-12 | 20 | 10.0 | 125 | 20 | SN..1204.. | MLP46-A | SMS432 | PL25 | MS625TX | MC620 | ETL15 |
| MSDNN-2525M-12 | 25 | 12.5 | 150 | 25 | | | | | MS630TX | | |
| | | | | | | | | | | | |
| | | | | | | | | | | | |
| | | | | | | | | | | | |
| | | | | | | | | | | | |
| | | | | | | | | | | | |
| | | | | | | | | | | | |

→ 搭配刀片 Insert [P.450](#) → 切削條件表 Cutting Condition [P.612](#)

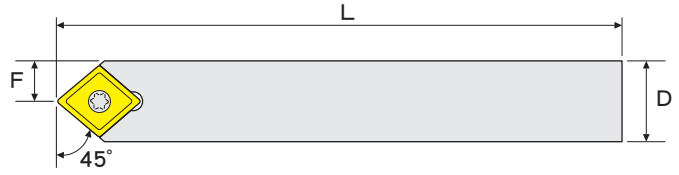
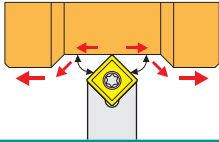
外徑車刀桿

EXTERNAL TURNING TOOLHOLDERS



主偏角 Entering Angle

45°




右車刀桿圖示 Right-Hand Shown

| 鋼材柄訂購編號 Order No. (Steel Shank) | 尺寸 Dimension (mm) | | | | 搭配刀片 Insert | Screw | Wrench |
|---------------------------------------|-------------------|------|-----|----|----------------|---------|--------|
| | H1 / H | F | L | D | | | |
| SSDCN-1212H-09 | 12 | 6.0 | 100 | 12 | SC..09T3.. | MS4011A | ETF15 |
| SSDCN-1616K-09 | 16 | 8.0 | 125 | 16 | | | |
| SSDCN-2020K-09 | 20 | 10.0 | 125 | 20 | | | |
| SSDCN-2525M-09 | 25 | 12.5 | 150 | 25 | | | |
| | | | | | | | |
| | | | | | | | |
| | | | | | | | |
| | | | | | | | |
| | | | | | | | |


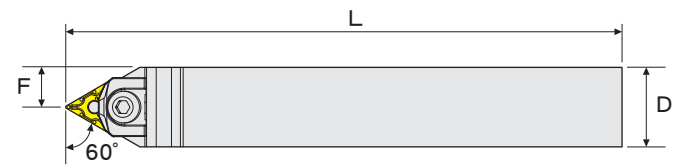
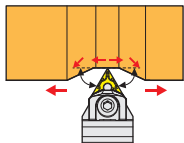
→ 搭配刀片
Insert P.444

→ 切削條件表
Cutting Condition P.611



主偏角 Entering Angle

60°



右車刀桿圖示 Right-Hand Shown

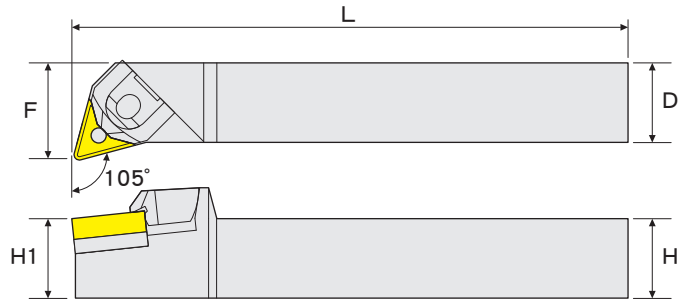

| 鋼材柄訂購編號 Order No. (Steel Shank) | 尺寸 Dimension (mm) | | | | 搭配刀片 Insert | Pin | Shim | Wrench | Screw | Clamp | Wrench |
|---------------------------------------|-------------------|------|-----|----|----------------|------|--------|--------|----------|----------|--------|
| | H1 / H | F | L | D | | | | | | | |
| MTENN-1216K-16 | 12 | 8.0 | 125 | 16 | TN..1604.. | MCP3 | TWS322 | PL30 | MCS3S-09 | MCW3-P40 | PL40 |
| MTENN-1616K-16 | 16 | 8.0 | 125 | 16 | | | | | | | |
| MTENN-2020K-16 | 20 | 10.0 | 125 | 20 | | | | | | | |
| MTENN-2525M-16 | 25 | 12.5 | 150 | 25 | | | | | | | |
| | | | | | | | | | | | |
| | | | | | | | | | | | |
| | | | | | | | | | | | |
| | | | | | | | | | | | |

→ 搭配刀片
Insert P.451, 452

→ 切削條件表
Cutting Condition P.612

外徑車刀桿

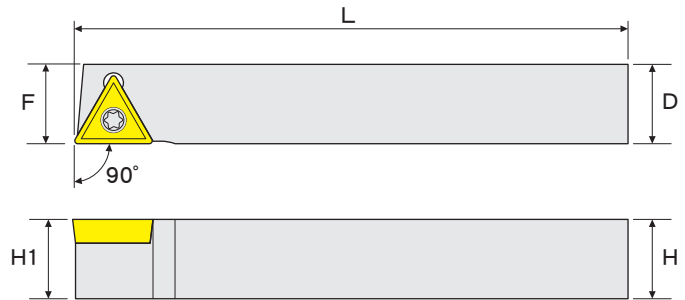

EXTERNAL TURNING TOOLHOLDERS



右車刀桿圖示 Right-Hand Shown

| 鋼材柄訂購編號 Order No. (Steel Shank) | 尺寸 Dimension (mm) | | | | 搭配刀片 Insert | Pin | Screw | Wrench | Shim | Clamp | Wrench |
|--|-------------------|----|-----|----|----------------|------|----------|--------|--------|----------|--------|
| | H1 / H | F | L | D | | | | | | | |
| MTQN ^R / _L -2020K-16 | 20 | 25 | 125 | 20 | TN..1604.. | MCP3 | MCS3S-11 | PL30 | TWS322 | MCW3-P40 | PL40 |
| MTQN ^R / _L -2525M-16 | 25 | 32 | 150 | 25 | | | | | | | |
| | | | | | | | | | | | |
| | | | | | | | | | | | |
| | | | | | | | | | | | |
| | | | | | | | | | | | |
| | | | | | | | | | | | |
| | | | | | | | | | | | |
| | | | | | | | | | | | |
| | | | | | | | | | | | |

→ 搭配刀片 Insert [P.451, 452](#) → 切削條件表 Cutting Condition [P.612](#)



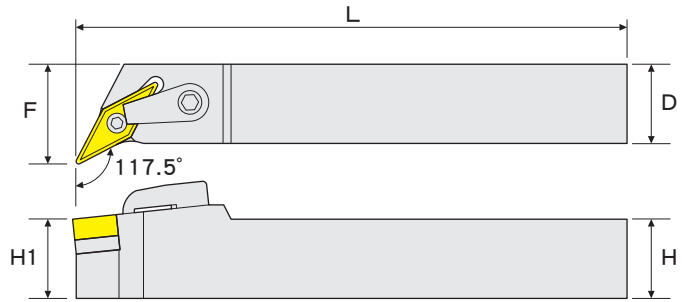
右車刀桿圖示 Right-Hand Shown

| 鋼材柄訂購編號 Order No. (Steel Shank) | 尺寸 Dimension (mm) | | | | 搭配刀片 Insert | Screw | Wrench |
|---------------------------------------|-------------------|----|-----|----|----------------|---------|--------|
| | H1 / H | F | L | D | | | |
| STACR-1010H-11 | 10 | 10 | 100 | 10 | TC..1102.. | MS2506A | ETF09 |
| STACR-1212H-11 | 12 | 12 | 100 | 12 | | | |
| STACR-1616K-11 | 16 | 16 | 125 | 16 | TC..16T3.. | MS4011A | ETF15 |
| STACR-1616K-16 | 16 | 16 | 125 | 16 | | | |
| | | | | | | | |
| | | | | | | | |
| | | | | | | | |
| | | | | | | | |
| | | | | | | | |
| | | | | | | | |
| | | | | | | | |

→ 搭配刀片 Insert [P.445](#) → 切削條件表 Cutting Condition [P.611](#)

外徑車刀桿

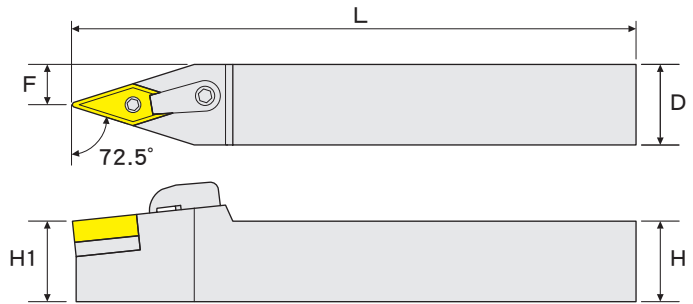

EXTERNAL TURNING TOOLHOLDERS



右車刀桿圖示 Right-Hand Shown

| 鋼材柄訂購編號 Order No. (Steel Shank) | 尺寸 Dimension (mm) | | | | 搭配刀片 Insert | Pin | Shim | Wrench | Screw | Clamp | Wrench |
|--|-------------------|----|-----|----|----------------|----------|--------|--------|---------|-------|--------|
| | H1 / H | F | L | D | | | | | | | |
| MVQN ^R / _L -2020K-16 | 20 | 25 | 125 | 20 | VN..1604.. | MLP34L-A | VMS322 | PL20 | MS625TX | MC622 | ETL15 |
| MVQN ^R / _L -2525M-16 | 25 | 32 | 150 | 25 | | | | | MS630TX | | |
| MVQN ^R / _L -3232P-16 | 32 | 40 | 170 | 32 | | | | | | | |
| | | | | | | | | | | | |
| | | | | | | | | | | | |
| | | | | | | | | | | | |
| | | | | | | | | | | | |
| | | | | | | | | | | | |
| | | | | | | | | | | | |

→ 搭配刀片 Insert [P.453](#) → 切削條件表 Cutting Condition [P.612](#)



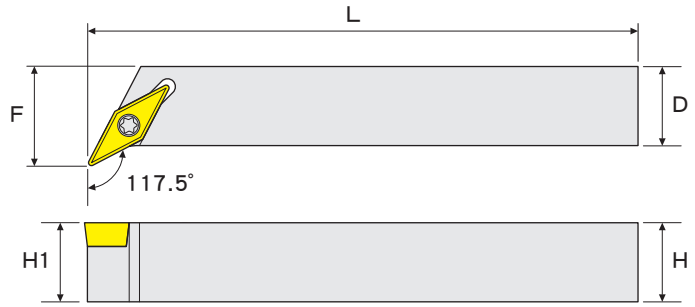
右車刀桿圖示 Right-Hand Shown

| 鋼材柄訂購編號 Order No. (Steel Shank) | 尺寸 Dimension (mm) | | | | 搭配刀片 Insert | Pin | Shim | Wrench | Screw | Clamp | Wrench |
|---------------------------------------|-------------------|------|-----|----|----------------|----------|--------|--------|---------|-------|--------|
| | H1 / H | F | L | D | | | | | | | |
| MVVNN-1616K-16 | 16 | 8.0 | 125 | 16 | VN..1604.. | MLP34L-A | VMS322 | PL20 | MS625TX | MC622 | ETL15 |
| MVVNN-2020K-16 | 20 | 10.0 | 125 | 20 | | | | | MS630TX | | |
| MVVNN-2525M-16 | 25 | 12.5 | 150 | 25 | | | | | | | |
| | | | | | | | | | | | |
| | | | | | | | | | | | |
| | | | | | | | | | | | |
| | | | | | | | | | | | |
| | | | | | | | | | | | |
| | | | | | | | | | | | |

→ 搭配刀片 Insert [P.453](#) → 切削條件表 Cutting Condition [P.612](#)

外徑車刀桿

EXTERNAL TURNING TOOLHOLDERS

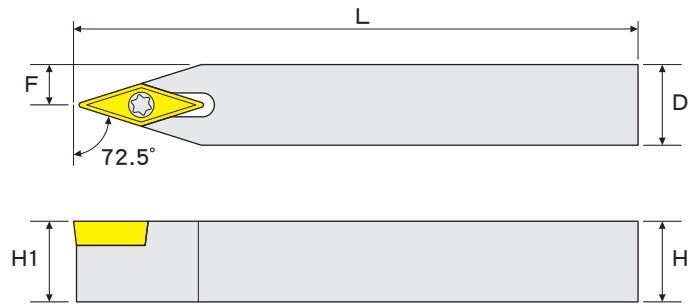



右車刀桿圖示 Right-Hand Shown

| 鋼材柄訂購編號 Order No. (Steel Shank) | 尺寸 Dimension (mm) | | | | 搭配刀片 Insert | 配件 Spare Parts |
|--|-------------------|------|-----|----|----------------|-------------------|
| | H1 / H | F | L | D | | |
| SVQB ^R / _L -1212H-11 | 12 | 16.5 | 100 | 12 | VB..1103.. | ① |
| SVQB ^R / _L -1212K-11 | 12 | 16.5 | 125 | 12 | | |
| SVQB ^R / _L -1616K-11 | 16 | 20.5 | 125 | 16 | | |
| SVQB ^R / _L -2020K-11 | 20 | 25.0 | 125 | 20 | | |
| SVQB ^R / _L -2020K-16 | 20 | 25.0 | 125 | 20 | VB..1604.. | ② |
| SVQB ^R / _L -2525M-16 | 25 | 32.0 | 150 | 25 | | |

| 配件 Spare Parts | Shim | Screw | Wrench | Screw | Wrench | Clamp | Wrench |
|-------------------|--------|-----------|--------|---------|--------|-------|--------|
| ① | — | — | — | MS2506A | ETF09 | — | — |
| ② | VSS322 | MDS05035S | PL35 | MS3512B | ETF15 | — | — |

→ 搭配刀片 Insert P.446 → 切削條件表 Cutting Condition P.611



右車刀桿圖示 Right-Hand Shown

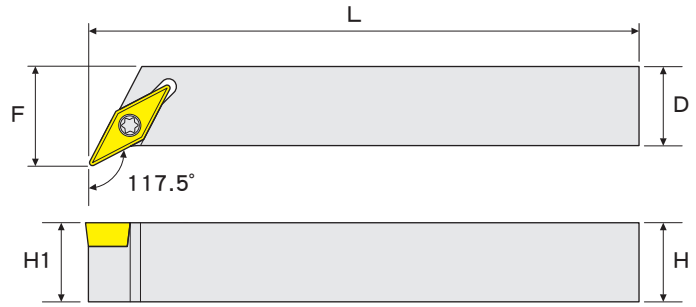
| 鋼材柄訂購編號 Order No. (Steel Shank) | 尺寸 Dimension (mm) | | | | 搭配刀片 Insert | 配件 Spare Parts |
|---------------------------------------|-------------------|------|-----|----|----------------|-------------------|
| | H1 / H | F | L | D | | |
| SVVBN-1010H-11 | 10 | 5.0 | 100 | 10 | VB..1103.. | ① |
| SVVBN-1212H-11 | 12 | 6.0 | 100 | 12 | | |
| SVVBN-1212K-11 | 12 | 6.0 | 125 | 12 | | |
| SVVBN-1616K-11 | 16 | 8.0 | 125 | 16 | | |
| SVVBN-2020K-11 | 20 | 10.0 | 125 | 20 | | |
| SVVBN-2525M-11 | 25 | 12.5 | 150 | 25 | | |
| SVVBN-1616K-16 | 16 | 8.0 | 125 | 16 | VB..1604.. | ② |
| SVVBN-2020K-16 | 20 | 10.0 | 125 | 20 | | |
| SVVBN-2525M-16 | 25 | 12.5 | 150 | 25 | | |
| SVVBN-3232P-16 | 32 | 16.0 | 170 | 32 | | |

| 配件 Spare Parts | Shim | Screw | Wrench | Screw | Wrench | Clamp | Wrench |
|-------------------|--------|-----------|--------|---------|--------|-------|--------|
| ① | — | — | — | MS2506A | ETF09 | — | — |
| ② | VSS322 | MDS05035S | PL35 | MS3512B | ETF15 | — | — |

→ 搭配刀片 Insert P.446 → 切削條件表 Cutting Condition P.611

外徑車刀桿

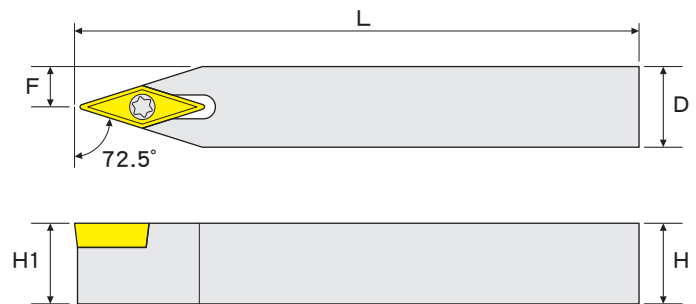

EXTERNAL TURNING TOOLHOLDERS



右車刀桿圖示 Right-Hand Shown

| 鋼材柄訂購編號 Order No. (Steel Shank) | 尺寸 Dimension (mm) | | | | 搭配刀片 Insert | 配件 Spare Parts |
|--|-------------------|------|-----|----|----------------|-------------------|
| | H1 / H | F | L | D | | |
| SVQC ^R / _L -1212H-11 | 12 | 16.5 | 100 | 12 | VC..1103.. | ① |
| SVQC ^R / _L -1212K-11 | 12 | 16.5 | 125 | 12 | | |
| SVQC ^R / _L -1616K-11 | 16 | 20.5 | 125 | 16 | | |
| SVQC ^R / _L -2020K-11 | 20 | 25.0 | 125 | 20 | | |
| SVQC ^R / _L -2020K-16 | 20 | 25.0 | 125 | 20 | VC..1604.. | ② |
| SVQC ^R / _L -2525M-16 | 25 | 32.0 | 150 | 25 | | |

| 配件 Spare Parts | Shim | Screw | Wrench | Screw | Wrench | Clamp | Wrench |
|-------------------|--------|-----------|--------|---------|--------|-------|--------|
| ① | — | — | — | MS2506A | ETF09 | — | — |
| ② | VSS322 | MDS05035S | PL35 | MS3512B | ETF15 | — | — |



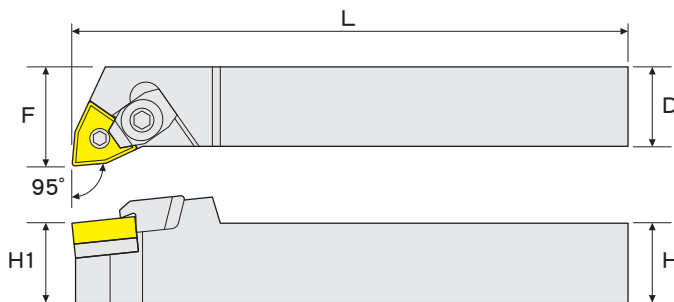

右車刀桿圖示 Right-Hand Shown

| 鋼材柄訂購編號 Order No. (Steel Shank) | 尺寸 Dimension (mm) | | | | 搭配刀片 Insert | 配件 Spare Parts |
|---------------------------------------|-------------------|------|-----|----|----------------|-------------------|
| | H1 / H | F | L | D | | |
| SVVCN-1010H-11 | 10 | 5.0 | 100 | 10 | VC..1103.. | ① |
| SVVCN-1212H-11 | 12 | 6.0 | 100 | 12 | | |
| SVVCN-1212K-11 | 12 | 6.0 | 125 | 12 | | |
| SVVCN-1616K-11 | 16 | 8.0 | 125 | 16 | | |
| SVVCN-2020K-11 | 20 | 10.0 | 125 | 20 | | |
| SVVCN-2525M-11 | 25 | 12.5 | 150 | 25 | | |
| SVVCN-1616K-16 | 16 | 8.0 | 125 | 16 | VC..1604.. | ② |
| SVVCN-2020K-16 | 20 | 10.0 | 125 | 20 | | |
| SVVCN-2525M-16 | 25 | 12.5 | 150 | 25 | | |
| SVVCN-3232P-16 | 32 | 16.0 | 170 | 32 | | |

| 配件 Spare Parts | Shim | Screw | Wrench | Screw | Wrench | Clamp | Wrench |
|-------------------|--------|-----------|--------|---------|--------|-------|--------|
| ① | — | — | — | MS2506A | ETF09 | — | — |
| ② | VSS322 | MDS05035S | PL35 | MS3512B | ETF15 | — | — |

外徑車刀桿

EXTERNAL TURNING TOOLHOLDERS



右車刀桿圖示 Right-Hand Shown

| 鋼材柄訂購編號 Order No. (Steel Shank) | 尺寸 Dimension (mm) | | | | 搭配刀片 Insert | Pin | Screw | Wrench | Shim | Clamp | Wrench |
|--|-------------------|----|-----|----|----------------|------|----------|--------|--------|---------|--------|
| | H1 / H | F | L | D | | | | | | | |
| WWLN ^R / _L -1620K-08 | 16 | 25 | 125 | 20 | WN..0804.. | MCP4 | MCS3S-09 | PL30 | WNS432 | WCW6-P4 | PL40 |
| WWLN ^R / _L -2020K-08 | 20 | 25 | 125 | 20 | | | | | | | |
| WWLN ^R / _L -2525M-08 | 25 | 32 | 150 | 25 | | | | | | | |
| | | | | | | | | | | | |
| | | | | | | | | | | | |
| | | | | | | | | | | | |
| | | | | | | | | | | | |
| | | | | | | | | | | | |
| | | | | | | | | | | | |

→ 搭配刀片 Insert [P.454](#) → 切削條件表 Cutting Condition [P.612](#)

TURNING

External Turning Toolholders

外徑車刀桿