




豪力輝工業股份有限公司  
HOLD WELL INDUSTRIAL CO., LTD.



Driven & Static  
Driven & Static  
Tool Holder

# BMT

車銑複合機刀座 (韓系 & 日系)

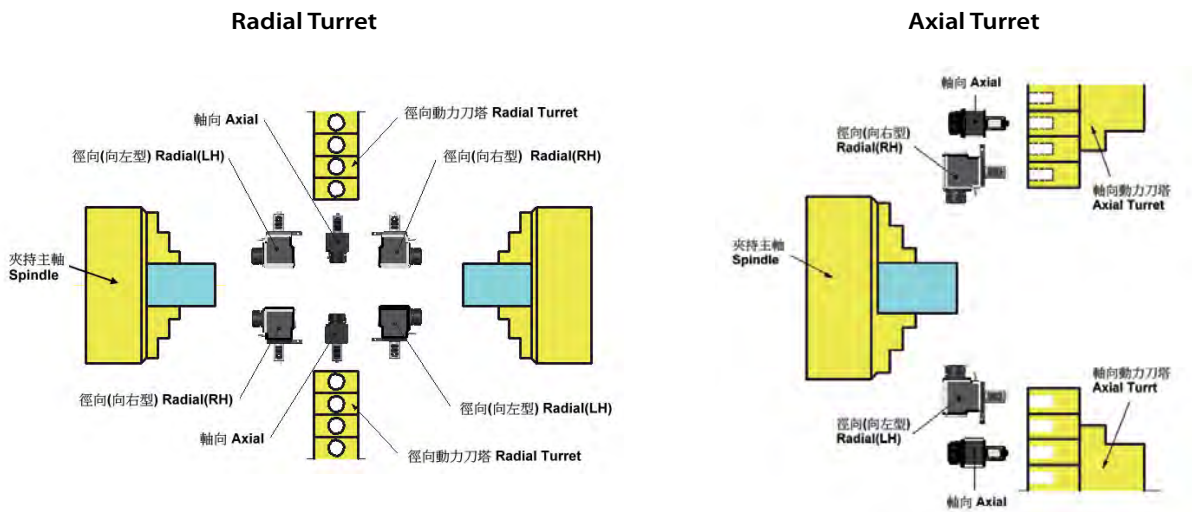
Driven & Static Tool Holder (Korean & Japanese)



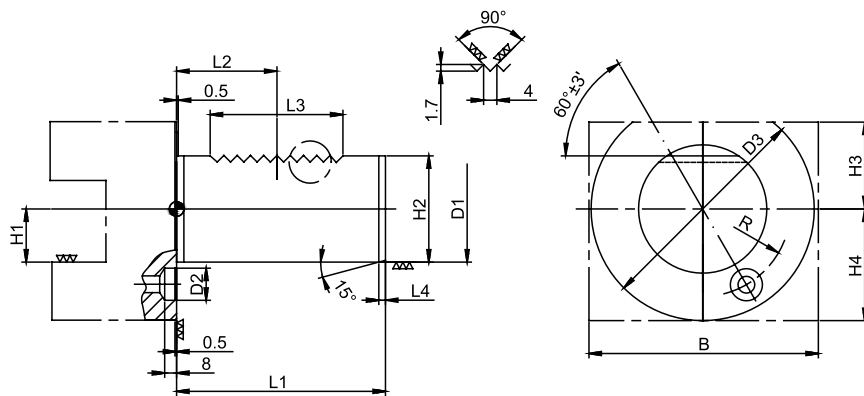
ISO 9001:2015  
ID 9105040234



## 1. Application 刀塔與刀座應用



## 2. Driven Tool Holder is produced in accordance with DIN69880 接合面依據 DIN69880



Unit : mm

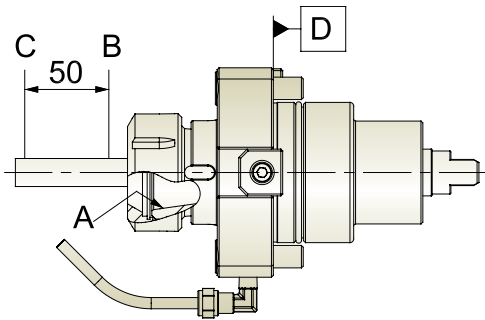
D1 h6	D2	D3	H1 max	H2 ±0.05	H3 min	R ±0.02	L1 max	L2 ±0.05	L3 max	L4 max
20	10	50	16	18	25	18	40	21.7	24	2
25	10	58	16	23.5	25	21	48	21.7	24	2
30	14	68	20	27	28	25	55	29.7	40	2
40	14	83	25	36	32.5	32	63	29.7	40	3
50	16	98	32	45	35	37	78	35.7	48	3
60	16	123	32	55	42.5	48	94	43.7	56	4



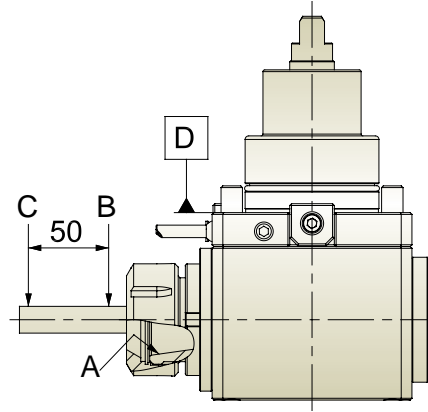
## 3. Accuracy 精度

- Cavity at Bore (A) : 0.003mm
- Test Bar at Face (B) : 0.01mm
- Test Bar at 50 mm (C) : 0.02mm
- Test Bar 50 mm for D's Parallelism: 0.01mm
- 內孔A處之偏擺度: 0.003mm
- 測試棒B處之偏擺度: 0.01mm
- 測試棒C處之偏擺度: 0.02mm
- 測試棒50mm對D面之平行度: 0.01mm

### Axial Tool Holder 軸向刀座



### Radial Tool Holder 徑向刀座



## 4. Instruction Manual for VDI Driven Tool Holder (Internal Coolant)

### 動力刀座使用說明 (中心出水型)

#### ※ Cautions 注意事項 :

- Driven Tool Holders with internal coolant through the spindle should never run without coolant. The coolant should flow through the tool before running. Running in dry condition damages the internal seals and cause overheating.
- The coolant should flow under 5 micron filter device.
- Max. permissible RPM should not run over 5 minutes.
- Never supply the coolant above max. permissible water pressure
- Please use the through-coolant toolings, coolant collet or coolant nut.
- Please switch off the external coolant system if only internal coolant function is need.
- Any hit with hammers and similar items on the surface is seriously forbidden.
- 運轉前需先供水，不可在沒有開啓冷卻液的情況下使用。
- 冷卻液需有5 micron以下的過濾裝置。
- 使用最大轉速時間需小於5分鐘。
- 不可超過刀座最大容許水壓。
- 使用刀具為有中心出水刀具，且需搭配止水筒夾及止水螺帽使用。
- 只需要中心出水時可將外部噴水關閉。
- 禁用鐵鎚等工件物敲擊外部。

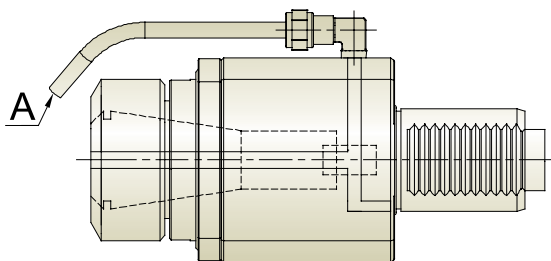


Fig.1

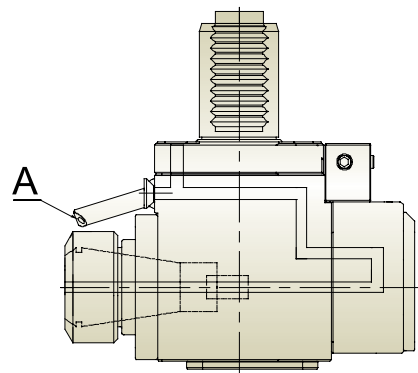


Fig.2

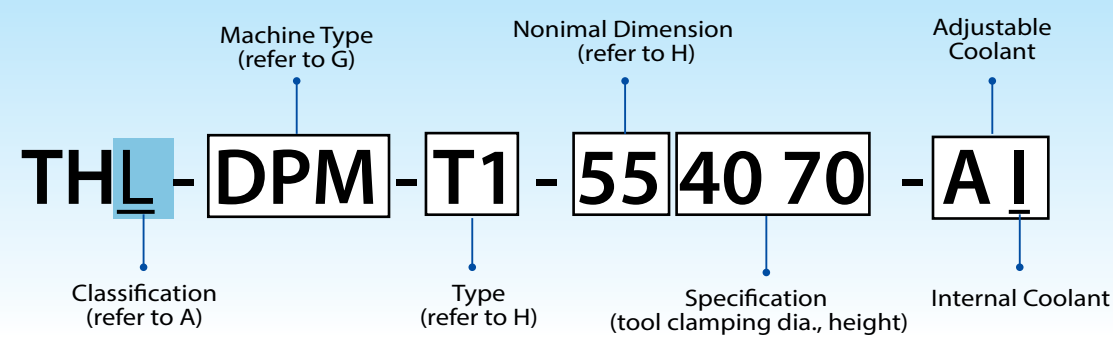
#### ※ Recommendations 建議事項 :

- In initial Start-up, please run the holder properly without any toolings for one hour to reduce the internal friction. Max. RPM in the first operation hour should not exceed 70 % of the Max. permissible RPM.
- 首次使用可以最大轉速的70% 無負載旋轉1小時，已達到磨合效果。

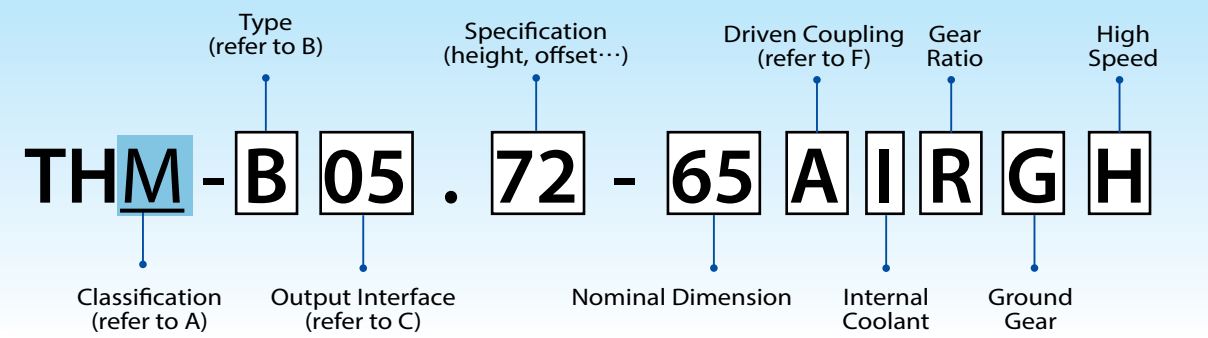


## 5. Code Standard 編碼原則

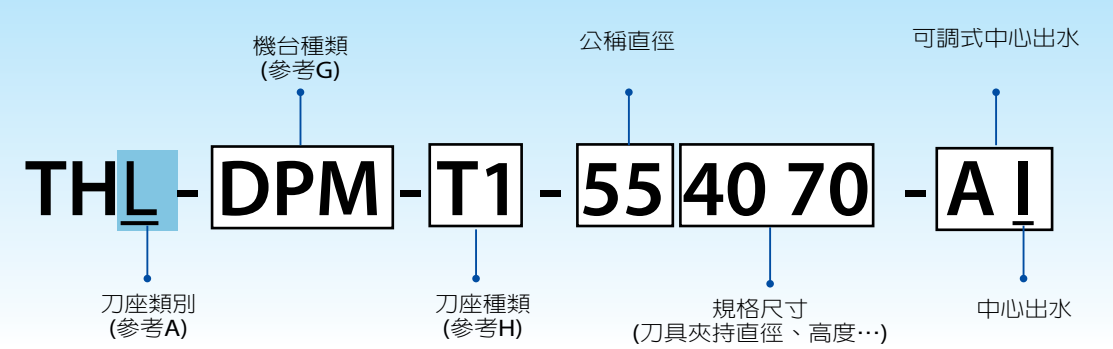
### ※ BMT Static Tool Holder



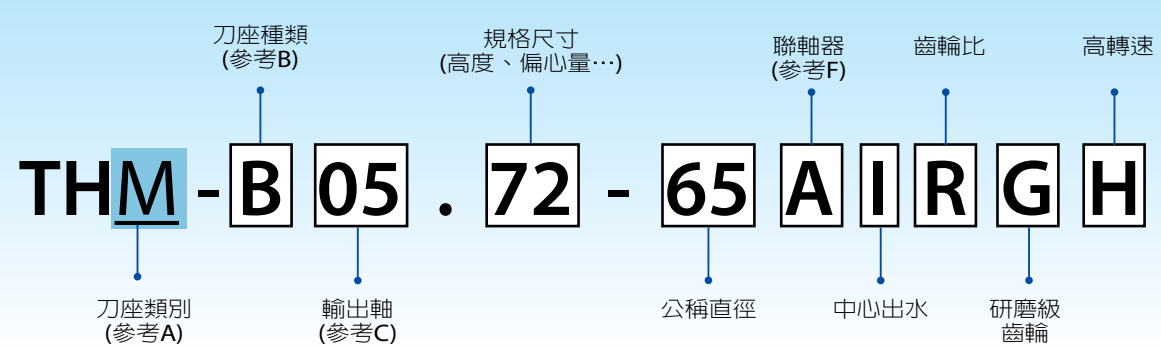
### ※ BMT Driven Tool Holder



### ※ BMT 固定刀座



### ※ BMT 動力刀座





## A. Classification of Tool Holder

L	BMT Static Tool Holder	M	BMT Driven Tool Holder
---	------------------------	---	------------------------

## B. Type of Driven Tool Holder

A	Axial Tool Holder	D	Radial Offset Tool Holder	J	Side Mill
B	Radial Tool Holder	E	B Axial Swivel Tool Holder	R	Axial Swivel Gear Hobber Tool Holder
C	Axial Offset Tool Holder	H	Radial Double Head Tool Holder	T	Radial Swivel Gear Hobber Tool Holder

## C. Output Interface

01	ER11	11	Female Thread ER25	26	Face Milling FMB32
02	ER16	12	Female Thread ER32	29	Side Cutter SCA27
03	ER20	13	Female Thread ER40	30	Side Cutter SCA32
04	ER25	14	Female Thread ER50	36	HSK25
05	ER32	15	ER Tapping TER20	37	HSK32
06	ER40	16	ER Tapping TER32	38	HSK40
07	ER50	22	Face Milling FMA25.4	39	HSK50
08	Female Thread ER11	23	Face Milling FMA31.75	40	HSK63
09	Female Thread ER16	24	Face Milling FMB22		
10	Female Thread ER20	25	Face Milling FMB27		

## F. BMT Driven Coupling

A/C	KOREAN BMT	B	BMT 5480	G	MORI SEIKI NL	N	NAKAMURA WT	M	MAZAK QTN/SQT
-----	------------	---	----------	---	---------------	---	-------------	---	---------------

## G. BMT Machine Type / Japanese

DPM	DOOSAN PUMA	NWT	NAKAMURA WT	MNL	MORI SEIKI NL	MQT	MAZAK QTN/SQT
MNZ	MORI SEIKI NZ	KB	OKUMA LB	KT	OKUMA LT		

## H. BMT Static Tool Holder

B	Face and ID Tool Holder	CD	Double Face and OD Tool Holder	T	Boring Bar Tool Holder
C	Face and OD Tool Holder	H	Cut-off Tool Holder	Z	Plug



## A. 刀座類別分類表

L	BMT 無動力	M	BMT 動力
---	---------	---	--------

## B. 刀座種類分類表

A	軸向動力刀座	D	徑向後縮縮動力刀座	J	側銑刀動力刀座
B	徑向動力刀座	E	B 軸擺動動力刀座	R	軸向擺動滾齒動力刀座
C	軸向偏心動力刀座	H	徑向雙頭動力刀座	T	徑向擺動滾齒動力刀座

## C. 輸出軸分類表

01	ER11	11	內牙 ER25	26	FMB32 面銑刀
02	ER16	12	內牙 ER32	29	SCA27 側銑刀
03	ER20	13	內牙 ER40	30	SCA32 側銑刀
04	ER25	14	內牙 ER50	36	HSK25
05	ER32	15	TER20 ER 彈性攻牙	37	HSK32
06	ER40	16	TER32 ER 彈性攻牙	38	HSK40
07	ER50	22	FMA25.4 面銑刀	39	HSK50
08	內牙 ER11	23	FMA31.75 面銑刀	40	HSK63
09	內牙 ER16	24	FMB22 面銑刀		
10	內牙 ER20	25	FMB27 面銑刀		

## F. BMT 聯軸器種類表

A/C	KOREAN BMT	B	BMT 5480	G	MORI SEIKI NL	N	NAKAMURA WT	M	MAZAK QTN/SQT
-----	------------	---	----------	---	---------------	---	-------------	---	---------------

## G. BMT 機台種類

DPM	DOOSAN PUMA	NWT	NAKAMURA WT	MNL	MORI SEIKI NL	MQT	MAZAK QTN/SQT
MNZ	MORI SEIKI NZ	KB	OKUMA LB	KT	OKUMA LT		


## H. BMT 固定刀座分類表

B	端面及內徑刀座	CD	多刃端面刀座	T	徑向內孔刀座
C	端面及外徑刀座	H	切斷刀座	Z	防塵蓋




## CONTENTS 目錄

### KOREAN BMT 11



### MORI SEIKI 35





## CONTENTS 目錄

### MAZAK

49



B1



C1



C3



2C3



H1



T1



2T1



Z2




### NAKAMURA

57




B1



C1



T1









## CONTENTS 目錄

**OKUMA**

**65**




**ADAPTOR SLEEVE 刀套**

**77**

**OPTIONAL ACCESSORY**

**82**

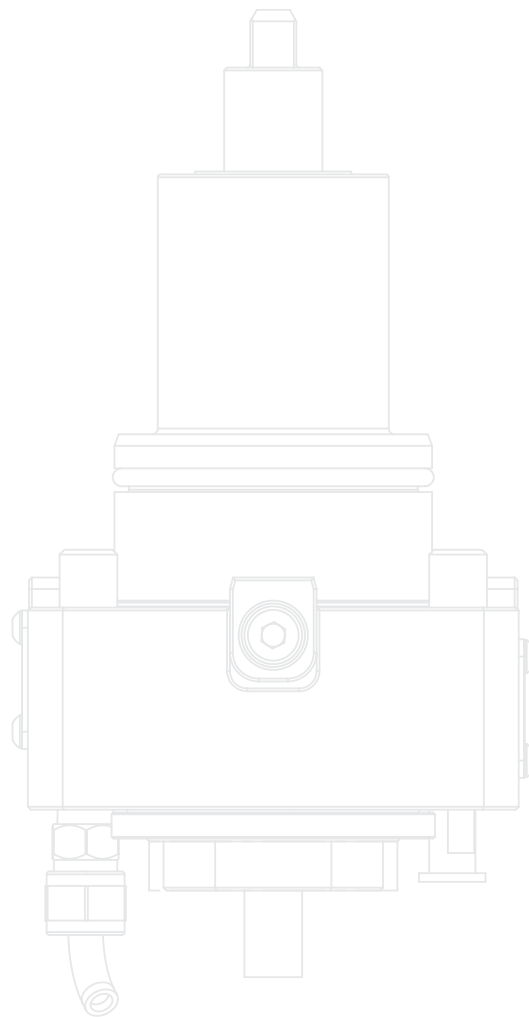


# BMT

車銑複合機刀座  
Driven & Static Tool Holder




## KOREAN BMT

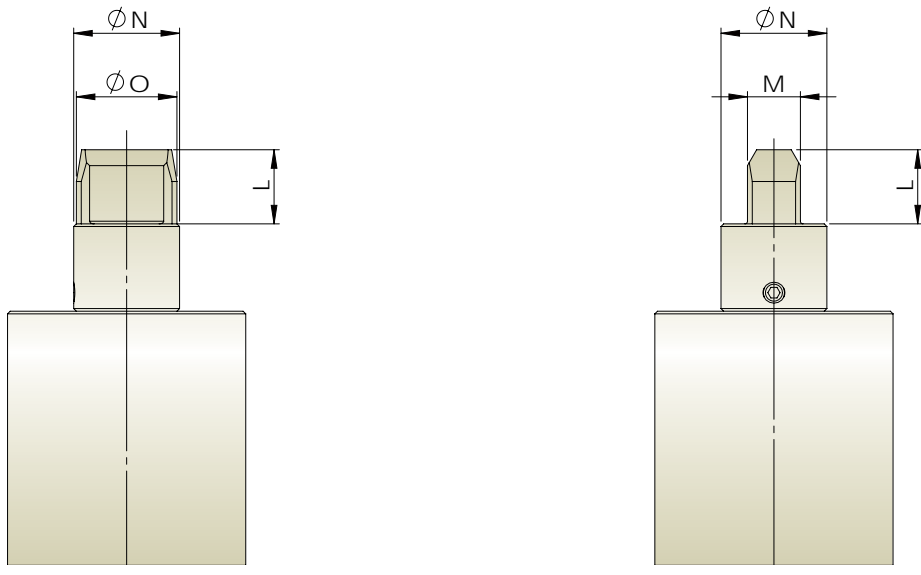


**DOOSAN**  
**HWACHEON**  
**HYUNDAI**  
**SAMSUNG**

# Driven & Static Tool Holder



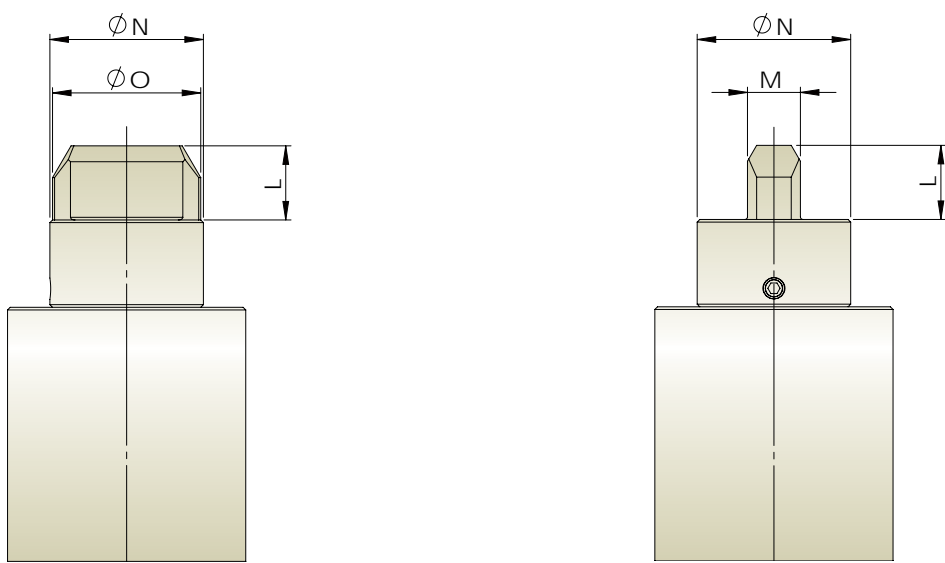
## A Type



Unit : mm

	M	N	O	L
BMT55	8	17	16	10
BMT65	10	20	19	14
BMT75	14	23	22	15
BMT85	16	27.5	26	20

## C Type



Unit : mm

	M	N	O	L
BMT55	8	29	28	10
BMT65	10	29	28	14
BMT75	14	38	35	15

# Driven & Static Tool Holder

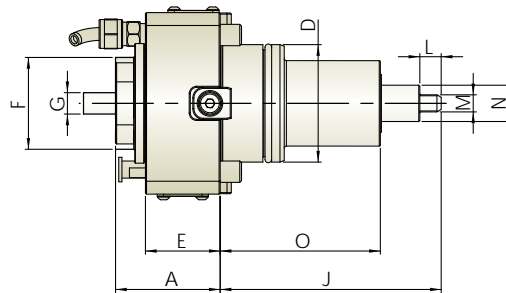
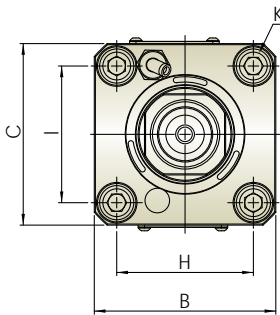


## Axial Tool Holder 軸向內牙動力刀座

External Coolant  
外部出水

	R.P.M. Max. 轉速最高	6,000 RPM		Rotation 轉向	
---	---------------------	-----------	---	----------------	---

- Driven Coupling is according to DIN 1809.
- ER Collet is according to DIN 6499.
- 傳動軸為1809
- 輸出軸筒夾為DIN 6499



Unit : mm

Model NO.	A	B	C	D	E	F	G	H	I	J	K	L	M	N	O	N.W.(KG)
THM-A11-45A	55	75	75	45	42.5	43	ER25(2~16)	58	58	84	M8	8	6	13	60	2.5
THM-A11-55A	49	85	85	55	35	43	ER25(2~16)	64	64	103.5	M10	10	8	17	75	3
THM-A12-65A	60	94	94	65	48	54	ER32(3~20)	70	73	111.5	M12	14	10	20	81	4.4
THM-A13-75A	74	112	112	75	51	69	ER40(4~26)	90	90	110	M12	15	14	23	76	7.4
THM-A11-55C	49	85	85	55	35	43	ER25(2~16)	64	64	103.5	M10	10	8	28	75	3
THM-A12-65C	60	94	94	65	48	54	ER32(3~20)	70	73	111.5	M12	14	10	28	81	4.4
THM-A13-75C	74	112	112	75	51	69	ER40(4~26)	90	90	110	M12	15	14	38	76	7.4

※ 內牙扳手為選購配件，詳細規格請見 P82 。 ER wrench is not included and its specification is shown on P82 .

# Driven & Static Tool Holder

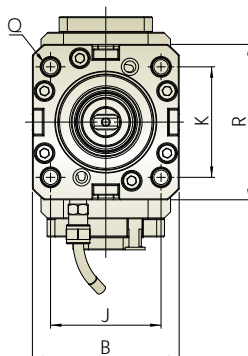
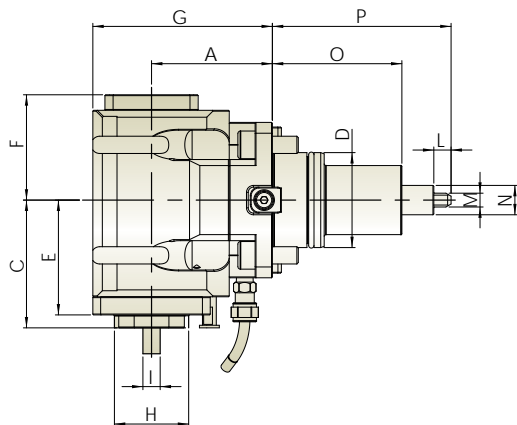


## Radial Tool Holder 徑向內牙動力刀座

External Coolant  
外部出水

R.P.M. Max. 轉速最高	4,000 RPM	Gear Ratio 齒輪比	1:1	Rotation 轉向	
---------------------	-----------	-------------------	-----	----------------	--

- Driven Coupling is according to DIN 1809. ● 傳動軸為1809
- ER Collet is according to DIN 6499. ● 輸出軸筒夾為DIN 6499



Unit : mm

Model NO.	A	B	C	D	E	F	G	H	I	J	K	L	M	N	O	P	Q	R	N.W.(KG)
THM-V11.65-45A	65	75	74	45	55.5	50	95	43	ER25(2~16)	58	58	8	6	13	60	84	M8	75	5.3
THM-V11.70-55A	70	85	74	55	66.5	61	104	43	ER25(2~16)	64	64	10	8	17	75	103.5	M10	90	6.8
THM-V11.85-55A	85	85	74	55	66.5	61	119	43	ER25(2~16)	64	64	10	8	17	75	103.5	M10	90	7.6
THM-V12.72-65A	72	94	88	65	75.5	64.5	110	54	ER32(3~20)	73	70	14	10	20	81	111.5	M12	98	8.8
THM-V12.100-65A	100	94	88	65	75.5	64.5	138	54	ER32(3~20)	73	70	14	10	20	81	111.5	M12	98	10
THM-V13.60-75A	60	112	98	75	76.5	72.5	107	69	ER40(4~26)	90	90	15	14	23	76	110	M12	122	14
THM-V13.90-75A	90	112	98	75	76.5	72.5	137	69	ER40(4~26)	90	90	15	14	23	76	110	M12	122	16.9
THM-V11.70-55C	70	85	74	55	66.5	61	104	43	ER25(2~16)	64	64	10	8	28	75	103.5	M10	90	6.8
THM-V11.85-55C	85	85	74	55	66.5	61	119	43	ER25(2~16)	64	64	10	8	28	75	103.5	M10	90	7.7
THM-V12.72-65C	72	94	88	65	75.5	64.5	110	54	ER32(3~20)	73	70	14	10	28	81	111.5	M12	98	8.9
THM-V12.100-65C	100	94	88	65	75.5	64.5	138	54	ER32(3~20)	73	70	14	10	28	81	111.5	M12	98	10.1
THM-V13.60-75C	60	112	98	75	76.5	72.5	107	69	ER40(4~26)	90	90	15	14	38	76	110	M12	122	14
THM-V13.90-75C	90	112	98	75	76.5	72.5	137	69	ER40(4~26)	90	90	15	14	38	76	110	M12	122	16.9

※ 內牙扳手為選購配件，詳細規格請見 P82。 ER wrench is not included and its specification is shown on P82.

※ 另有 6000RPM 可供選擇 Further option : 6000RPM

# Driven & Static Tool Holder

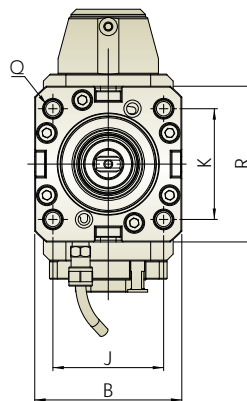
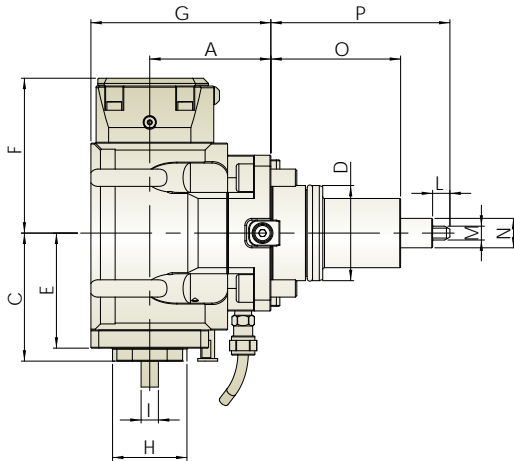


## Radial Tool Holder 徑向內牙動力刀座

Internal Coolant  
中心出水

R.P.M. Max. 轉速最高	4,000 RPM	Gear Ratio 齒輪比	1 : 1	Internal Coolant 中心冷卻出水	30 bar	Rotation 轉向	
---------------------	-----------	-------------------	-------	----------------------------	--------	----------------	--

- Driven Coupling is according to DIN 1809.
- ER Collet is according to DIN 6499.
- 傳動軸為1809
- 輸出軸筒夾為DIN 6499



Unit : mm

Model NO.	A	B	C	D	E	F	G	H	I	J	K	L	M	N	O	P	Q	R	N.W.(KG)
THM-V11.70-55AI	70	85	74	55	66.5	89.5	104	43	ER25(2~16)	64	64	10	8	17	75	103.5	M10	90	7.5
THM-V11.85-55AI	85	85	74	55	66.5	89.5	119	43	ER25(2~16)	64	64	10	8	17	75	103.5	M10	90	8.3
THM-V12.72-65AI	72	94	88	65	75.5	93	110	54	ER32(3~20)	73	70	14	10	20	81	111.5	M12	98	9.2
THM-V12.100-65AI	100	94	88	65	75.5	93	138	54	ER32(3~20)	73	70	14	10	20	81	111.5	M12	98	10.7
THM-V13.60-75AI	60	112	98	75	76.5	106	107	69	ER40(4~26)	90	90	15	14	23	76	110	M12	122	15.2
THM-V13.90-75AI	90	112	98	75	76.5	106	137	69	ER40(4~26)	90	90	15	14	23	76	110	M12	122	18.1
THM-V11.70-55CI	70	85	74	55	66.5	89.5	104	43	ER25(2~16)	64	64	10	8	28	75	103.5	M10	90	7.5
THM-V11.85-55CI	85	85	74	55	66.5	89.5	119	43	ER25(2~16)	64	64	10	8	28	75	103.5	M10	90	8.3
THM-V12.72-65CI	72	94	88	65	75.5	93	110	54	ER32(3~20)	73	70	14	10	28	81	111.5	M12	98	9.3
THM-V12.100-65CI	100	94	88	65	75.5	93	138	54	ER32(3~20)	73	70	14	10	28	81	111.5	M12	98	10.8
THM-V13.60-75CI	60	112	98	75	76.5	106	107	69	ER40(4~26)	90	90	15	14	38	76	110	M12	122	15.2
THM-V13.90-75CI	90	112	98	75	76.5	106	137	69	ER40(4~26)	90	90	15	14	38	76	110	M12	122	18.1

※ 內牙扳手為選購配件，詳細規格請見 P82 。 ER wrench is not included and its specification is shown on P82 .

※ 另有 6000RPM 可供選擇 Further option : 6000RPM

# Driven & Static Tool Holder

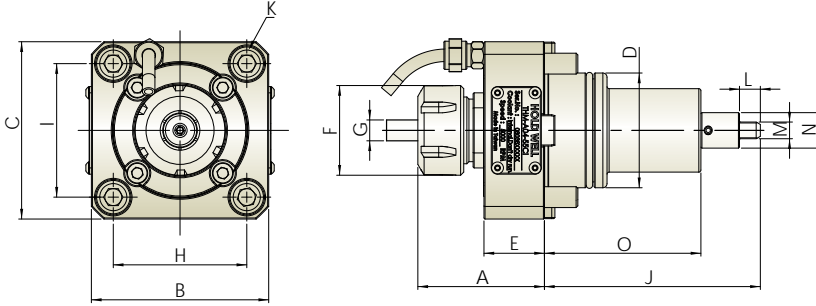


## Axial Tool Holder 軸向動力刀座

External Coolant  
外部出水

R.P.M. Max. 轉速最高 **6,000 RPM**
 Rotation 轉向 IN OUT

- Driven Coupling is according to DIN 1809. ● 傳動軸為1809
- ER Collet is according to DIN 6499. ● 輸出軸筒夾為DIN 6499



Unit : mm

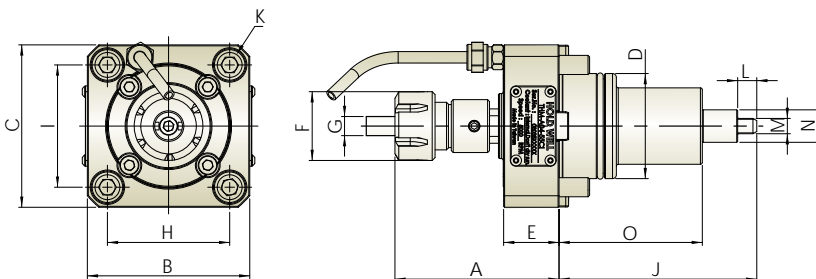
Model NO.	A max	B	C	D	E	F	G	H	I	J	K	L	M	N	O	N.W.(KG)
THM-A04-55A	60.7	85	85	55	29	43	ER25(2~16)	64	64	103.5	M10	10	8	17	75	2.6
THM-A05-65A	69	94	94	65	30	50	ER32(3~20)	73	70	111.5	M12	14	10	20	81	3.5
THM-A06-75A	80	112	112	75	30	63	ER40(4~26)	90	90	110	M12	15	14	23	80	5.5
THM-A07-85A	108	125	125	85	44	78	ER50(12~34)	100	100	140	M12	20	16	27.5	100	10.9
THM-A04-55C	60.7	85	85	55	29	43	ER25(2~16)	64	64	103.5	M10	10	8	28	75	2.7
THM-A05-65C	69	94	94	65	30	50	ER32(3~20)	73	70	111.5	M12	14	10	28	81	3.6

## Axial Tapping Tool Holder 軸向攻牙動力刀座

External Coolant  
外部出水

R.P.M. Max. 轉速最高 **3,000 RPM**
 Rotation 轉向 IN OUT

- Driven Coupling is according to DIN 1809. ● 傳動軸為1809
- ER Collet is according to DIN 6499. ● 輸出軸筒夾為DIN 6499



Unit : mm

Model NO.	A max	B	C	D	E	F	G	H	I	J	K	L	M	N	O	N.W.(KG)
THM-A15-55A	86	85	85	55	29	36	M3~M12	64	64	103.5	M10	10	8	17	75	2.8
THM-A15-55C	86	85	85	55	29	36	M3~M12	64	64	103.5	M10	10	8	28	75	2.8



# Driven & Static Tool Holder



## Radial Tool Holder 徑向動力刀座

External Coolant  
外部出水



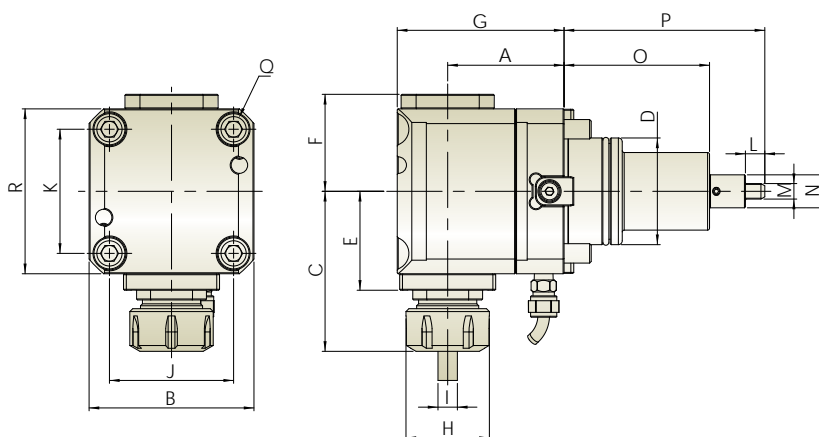
Gear Ratio  
齒輪比

1 : 1



R.P.M. Max.  
轉速最高

4,000 RPM



Rotation  
轉向

IN OUT

Unit : mm

Model NO.	A	B	C max	D	E	F	G	H	I	J	K	L	M	N	O	P	Q	R	N.W.(KG)
THM-B04.60-55A	60	85	82.5	55	51	50	86	43	ER25(2~16)	64	64	10	8	17	75	103.5	M10	85	5.6
THM-B04.70-55A	70	85	82.5	55	51	50	96	43	ER25(2~16)	64	64	10	8	17	75	103.5	M10	85	6.1
THM-B04.85-55A	85	85	82.5	55	51	50	111	43	ER25(2~16)	64	64	10	8	17	75	103.5	M10	85	6.9
THM-B05.72-65A	72	94	92.5	65	56	54.5	108	50	ER32(3~20)	73	70	14	10	20	81	111.5	M12	94	8.4
THM-B05.100-65A	100	94	92.5	65	56	54.5	136	50	ER32(3~20)	73	70	14	10	20	81	111.5	M12	94	10.2
THM-B06.60-75A	60	112	106	75	63	65	105	63	ER40(4~26)	90	90	15	14	23	80	110	M12	112	11.7
THM-B06.90-75A	90	112	106	75	63	65	135	63	ER40(4~26)	90	90	15	14	23	80	110	M12	112	14.2
THM-B06.125-75A	125	112	106	75	63	65	170	63	ER40(4~26)	90	90	15	14	23	80	110	M12	112	17.6
THM-B07.110-85A	110	125	134.8	85	80.5	75.5	160	78	ER50(12~34)	100	100	20	16	27.5	100	140	M12	132	23.4
THM-B04.60-55C	60	85	82.5	55	51	50	86	43	ER25(2~16)	64	64	10	8	28	75	103.5	M10	85	5.7
THM-B04.70-55C	70	85	82.5	55	51	50	96	43	ER25(2~16)	64	64	10	8	28	75	103.5	M10	85	6.2
THM-B04.85-55C	85	85	82.5	55	51	50	111	43	ER25(2~16)	64	64	10	8	28	75	103.5	M10	85	7
THM-B05.72-65C	72	94	92.5	65	56	54.5	108	50	ER32(3~20)	73	70	14	10	28	81	111.5	M12	94	8.5
THM-B05.100-65C	100	94	92.5	65	56	54.5	136	50	ER32(3~20)	73	70	14	10	28	81	111.5	M12	94	10.3



Rotation  
轉向

IN OUT

Unit : mm

Model NO.	A	B	C max	D	E	F	G	H	I	J	K	L	M	N	O	P	Q	R	N.W.(KG)
THM-V04.60-55A	60	85	86	55	56	50	91	42	ER25(2~16)	64	64	10	8	17	75	103.5	M10	85	6
THM-V04.60-55C	60	85	86	55	56	50	91	42	ER25(2~16)	64	64	10	8	28	75	103.5	M10	85	6
THM-V05.72-65C	72	94	97.2	65	62.5	56	109.5	50	ER32(3~20)	73	70	14	10	28	81	111.5	M12	94	7.6

※ 另有 6000RPM 可供選擇 Further option : 6000RPM

# Driven & Static Tool Holder

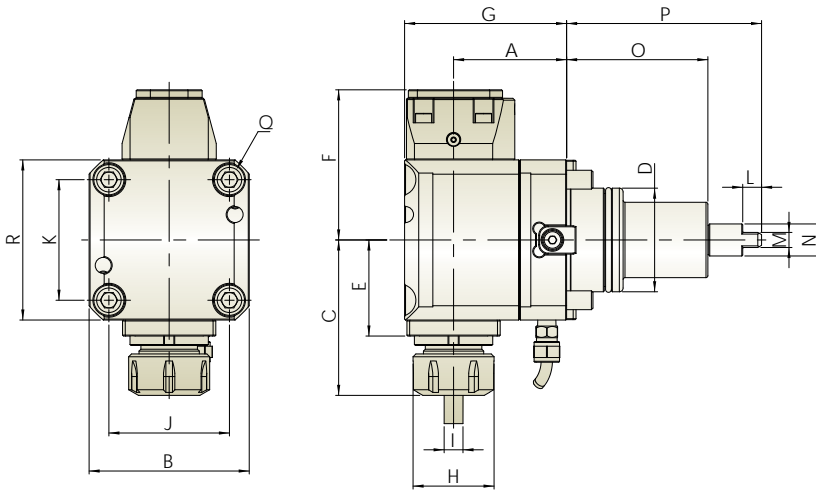


## Radial Tool Holder 徑向動力刀座

Internal Coolant  
中心出水

Gear Ratio 齒輪比	1:1	R.P.M. Max. 轉速最高	4,000 RPM	Internal Coolant 中心冷卻出水	30 bar
-------------------	-----	---------------------	-----------	----------------------------	--------

- Driven Coupling is according to DIN 1809. ● 傳動軸為1809
- ER Collet is according to DIN 6499. ● 輸出軸筒夾為DIN 6499



Unit : mm

Model NO.	A	B	C max	D	E	F	G	H	I	J	K	L	M	N	O	P	Q	R	N.W.(KG)
THM-B04.60-55AI	60	85	82.5	55	51	79.7	86	43	ER25(2~16)	64	64	10	8	17	75	103.5	M10	85	6
THM-B04.70-55AI	70	85	82.5	55	51	79.7	96	43	ER25(2~16)	64	64	10	8	17	75	103.5	M10	85	6.6
THM-B04.85-55AI	85	85	82.5	55	51	79.7	111	43	ER25(2~16)	64	64	10	8	17	75	103.5	M10	85	7.5
THM-B05.72-65AI	72	94	92.5	65	56	84.2	108	50	ER32(3~20)	73	70	14	10	20	81	111.5	M12	94	9
THM-B05.100-65AI	100	94	92.5	65	56	84.2	136	50	ER32(3~20)	73	70	14	10	20	81	111.5	M12	94	10.9
THM-B06.60-75AI	60	112	106	75	63	93.5	105	63	ER40(4~26)	90	90	15	14	23	80	110	M12	112	12.3
THM-B06.90-75AI	90	112	106	75	63	93.5	135	63	ER40(4~26)	90	90	15	14	23	80	110	M12	112	14.8
THM-B04.60-55CI	60	85	82.5	55	51	79.7	86	43	ER25(2~16)	64	64	10	8	28	75	103.5	M10	85	6.1
THM-B04.70-55CI	70	85	82.5	55	51	79.7	96	43	ER25(2~16)	64	64	10	8	28	75	103.5	M10	85	6.6
THM-B04.85-55CI	85	85	82.5	55	51	79.7	111	43	ER25(2~16)	64	64	10	8	28	75	103.5	M10	85	7.5
THM-B05.72-65CI	72	94	92.5	65	56	84.2	108	50	ER32(3~20)	73	70	14	10	28	81	111.5	M12	94	9
THM-B05.100-65CI	100	94	92.5	65	56	84.2	136	50	ER32(3~20)	73	70	14	10	28	81	111.5	M12	94	10.9



Unit : mm

Model NO.	A	B	C max	D	E	F	G	H	I	J	K	L	M	N	O	P	Q	R	N.W.(KG)
THM-V04.60-55AI	60	85	86	55	56	79.7	91	42	ER25(2~16)	64	64	10	8	17	75	103.5	M10	85	6.5
THM-V04.60-55CI	60	85	86	55	56	79.7	91	42	ER25(2~16)	64	64	10	8	28	75	103.5	M10	85	6.5
THM-V05.72-65CI	72	94	97.2	65	62.5	84.5	109.5	50	ER32(3~20)	73	70	14	10	28	81	111.5	M12	94	8.4

※ 另有 6000RPM 可供選擇 Further option : 6000RPM

# Driven & Static Tool Holder

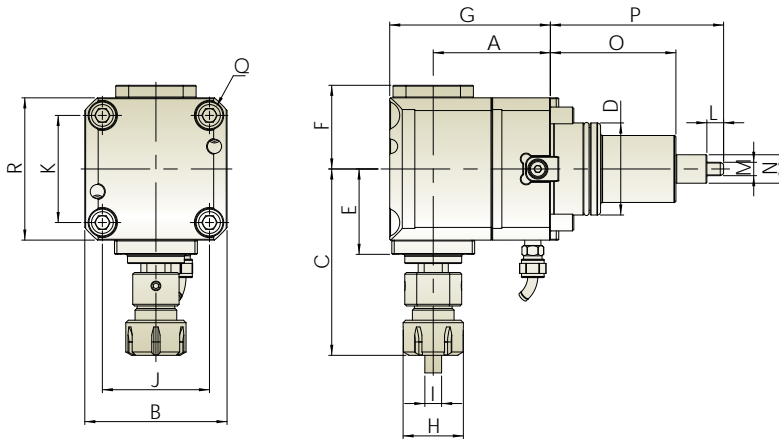


## Radial Tapping Tool Holder 徑向攻牙動力刀座

External Coolant  
外部出水

Gear Ratio 齒輪比 1:1
 R.P.M. Max. 轉速最高 3,000 RPM
 Rotation 轉向

- Driven Coupling is according to DIN 1809. • 傳動軸為1809
- ER Collet is according to DIN 6499. • 輸出軸筒夾為DIN 6499



Unit : mm

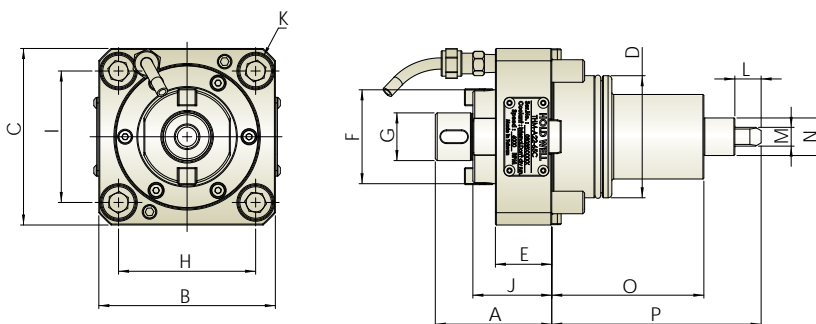
Model NO.	A	B	C max	D	E	F	G	H	I	J	K	L	M	N	O	P	Q	R	N.W.(KG)
THM-B15.70-55A	70	85	111.5	55	51	50	96	36	M3~M12	64	64	10	8	17	75	103.5	M10	85	6.2
THM-B15.70-55C	70	85	111.5	55	51	50	96	36	M3~M12	64	64	10	8	28	75	103.5	M10	85	6.3

## Axial Face Mill Tool Holder 軸向面銑動力刀座

External Coolant  
外部出水

R.P.M. Max. 轉速最高 6,000 RPM
 Rotation 轉向

- Driven Coupling is according to DIN 1809. • 傳動軸為1809



Unit : mm

Model NO.	A	B	C	D	E	F	G	H	I	J	K	L	M	N	O	P	N.W.(KG)
THM-A22.65A	62	94	94	65	30	50	25.4	73	70	42	M12	14	10	20	81	111.5	3.6
THM-A22.65C	62	94	94	65	30	50	25.4	73	70	42	M12	14	10	28	81	111.5	3.7

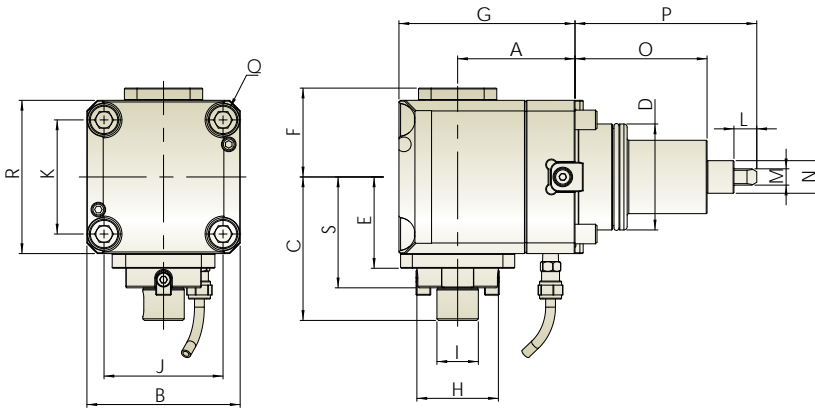
# Driven & Static Tool Holder



## Radial Face Mill Tool Holder 徑向面銑動力刀座

External Coolant  
外部出水

Gear Ratio 齒輪比 1:1
 R.P.M. Max. 轉速最高 4,000 RPM
 Rotation 轉向



Unit : mm

Model NO.	A	B	C	D	E	F	G	H	I	J	K	L	M	N	O	P	Q	R	S	N.W.(KG)
THM-B22.72-65A	72	94	88	65	56	54.5	108	50	25.4	73	70	14	10	20	81	111.5	M12	94	68	8.4
THM-B22.72-65C	72	94	88	65	56	54.5	108	50	25.4	73	70	14	10	28	81	111.5	M12	94	68	8.5

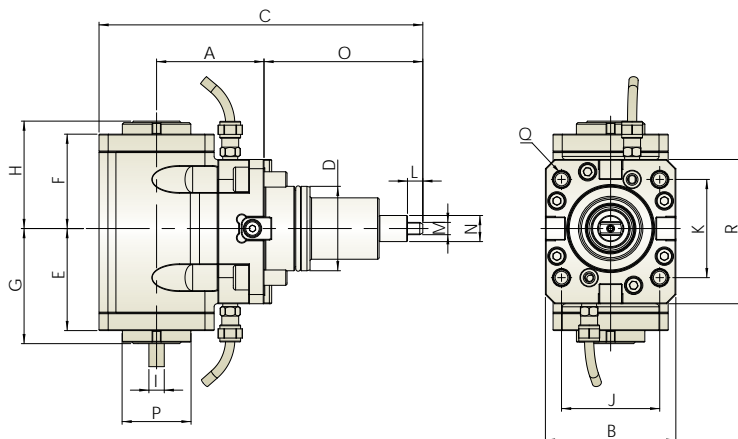
※ 另有 6000RPM 可供選擇 Further option : 6000RPM

## Radial Female Thread Double Head Tool Holder 徑向雙頭動力刀座

External Coolant  
外部出水

Gear Ratio 齒輪比 1:1
 R.P.M. Max. 轉速最高 4,000 RPM
 Rotation 轉向

- Driven Coupling is according to DIN 1809. ● 傳動軸為1809
- ER Collet is according to DIN 6499. ● 輸出軸筒夾為DIN 6499



Unit : mm

Model NO.	A	B	C max	D	E	F	G	H	I	J	K	L	M	N	O	P	Q	R	N.W.(KG)
THM-H11.70-55A	70	85	211	55	66.5	61.5	75	70	ER25(2~16)	64	64	10	8	17	44.94	M10	103.5	94	7.2
THM-H12.72-65A	72	94	221	65	76.5	67.5	86	77	ER32(3~20)	73	70	14	10	20	52	M12	111.5	94	8.3
THM-H11.70-55C	70	85	211	55	66.5	61.5	75	70	ER25(2~16)	64	64	10	8	28	44.94	M10	103.5	94	7.3
THM-H12.72-65C	72	94	221	65	76.5	67.5	86	77	ER32(3~20)	73	70	14	10	28	52	M12	111.5	94	8.4

※ 內牙扳手為選購配件，詳細規格請見 P82。 ER wrench is not included and its specification is shown on P82.

※ 另有 6000RPM 可供選擇 Further option : 6000RPM

# Driven & Static Tool Holder

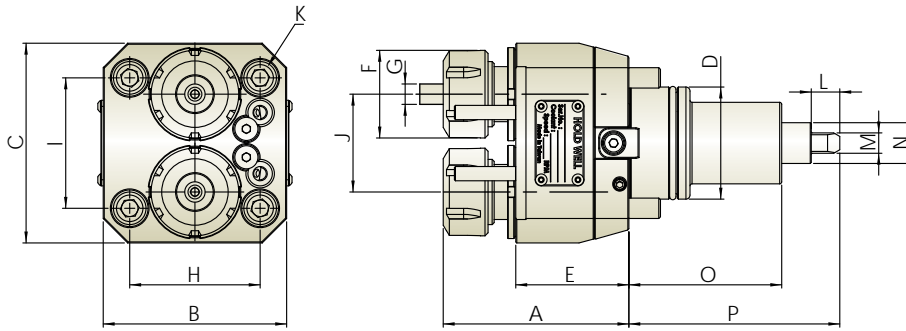


## Axial Single-End Dual Output Tool Holder 軸向雙軸動力刀座

External Coolant  
外部出水

R.P.M. Max. 轉速最高 **6,000 RPM**
 Rotation 轉向

- Driven Coupling is according to DIN 1809. • 傳動軸為1809
- ER Collet is according to DIN 6499. • 輸出軸筒夾為DIN 6499



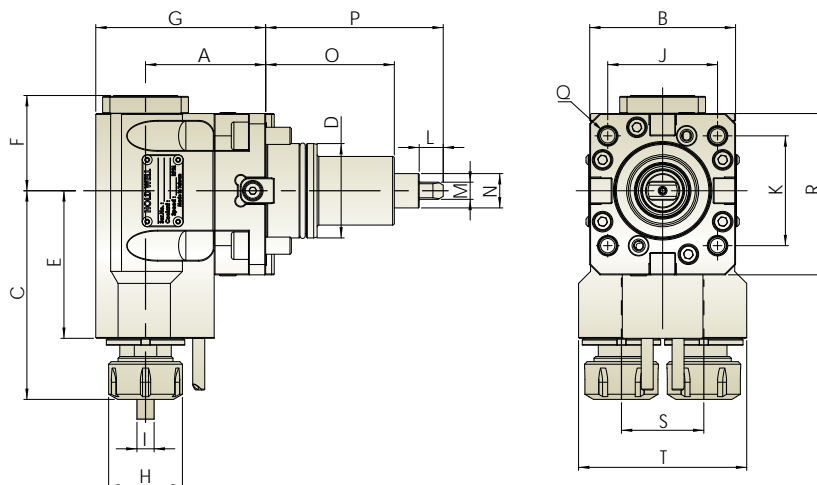
Unit : mm

Model NO.	A max	B	C	D	E	F	G	H	I	J	K	L	M	N	O	N.W.(KG)
THM-L04.48-55A	91.1	90	98	55	55.5	43	ER25(2~16)	64	64	48	M10	10	8	17	75	4.6
THM-L04.48-55C	91.1	90	98	55	55.5	43	ER25(2~16)	64	64	48	M10	10	8	28	75	4.6

## Radial Single-End Dual Output Tool Holder 徑向雙軸動力刀座

External Coolant  
外部出水

Gear Ratio 齒輪比 **1:1**
 R.P.M. Max. 轉速最高 **4,000 RPM**
 Rotation 轉向



Unit : mm

Model NO.	A	B	C max	D	E	F	G	H	I	J	K	L	M	N	O	P	Q	R	S	T	N.W.(KG)
THM-M04.7048-55A	70	85	121.6	55	86	55.5	99	46	ER25(2~16)	64	64	10	8	17	75	103.5	M10	94	48	98	7.7
THM-M04.7048-55C	70	85	121.6	55	86	55.5	99	46	ER25(2~16)	64	64	10	8	28	75	103.5	M10	94	48	98	7.7

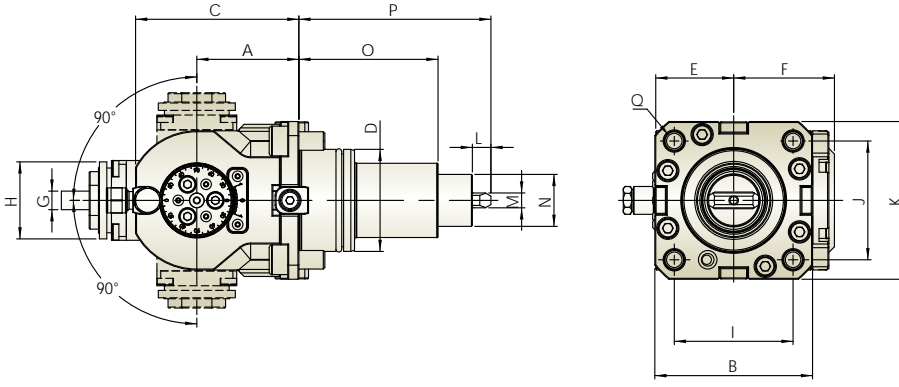
# Driven & Static Tool Holder



## Angle Adjustable Tool Holder 萬向動力刀座

External Coolant  
外部出水

Gear Ratio 齒輪比 1:1  
 R.P.M. Max. 轉速最高 4,000 RPM  
 Rotation 轉向



Unit : mm


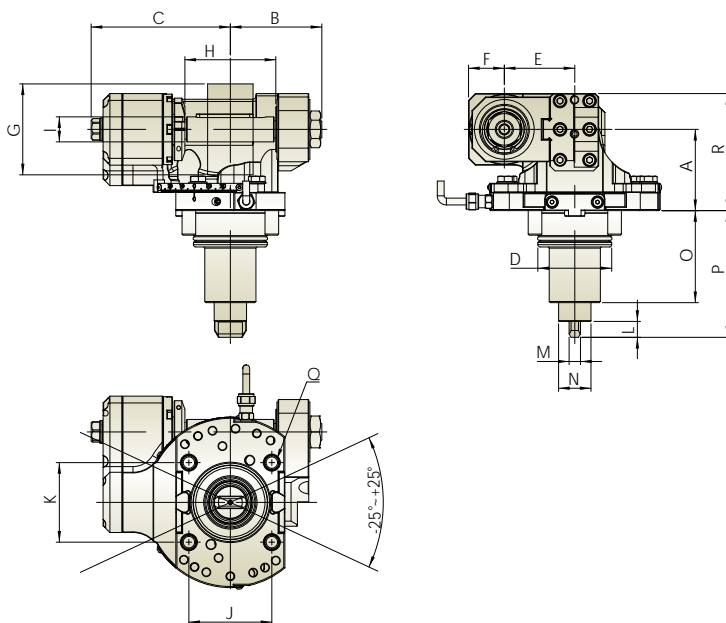
Model NO.	A	B	C max	D	E	F	G	H	I	J	K	L	M	N	O	P	Q	N.W.(KG)
THM-E09.55-55C	55	85	88	55	42	54.3	ER16(1~10)	41.5	64	64	85	10	8	28	75	103.5	M10	7.7

※ 內牙扳手為選購配件，詳細規格請見 P82。 ER wrench is not included and its specification is shown on P82.

## Radial Swivel Gear Hobber Tool Holder 徑向擺動滾齒動力刀座

External Coolant  
外部出水


Gear Ratio 齒輪比 1:0.5  
 R.P.M. Max. 轉速最高 4,000 RPM  
 Rotation 轉向



Unit : mm

Model NO.	A	B	C	D	E	F	G	H	I	J	K	L	M	N	O	P	Q	R	N.W.(KG)
THM-R30.71.5-65CR0.5	71.5	80.5	122.5	65	62	31.5	80	80	32	73	70	14	10	28	81	111.5	M12	103	10.4

# Driven & Static Tool Holder



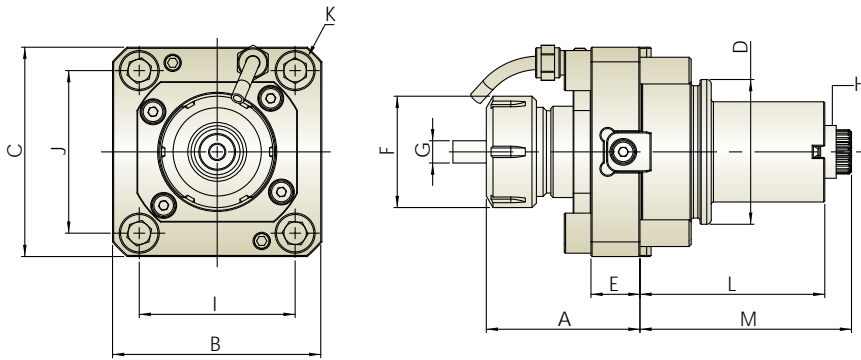
## Axial Tool Holder 軸向動力刀座

External Coolant  
外部出水

DIN 5480

R.P.M. Max. 轉速最高 6,000 RPM
 Rotation 轉向

- Driven Coupling is according to DIN 5480. • 傳動軸為DIN 5480
- ER Collet is according to DIN 6499. • 輸出軸筒夾為DIN 6499



Unit : mm

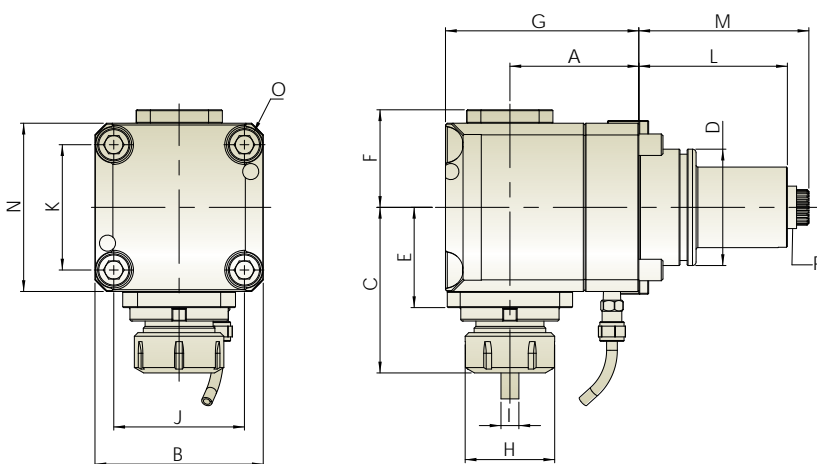
Model NO.	A max	B	C	D	E	F	G	H	I	J	K	L	M	N.W.(KG)
THM-A05-65B	69	93.5	94	65	22	50	ER32(3~20)	W20*0.8	70	73	M12	83	95	3.4

## Radial Tool Holder 徑向動力刀座

External Coolant  
外部出水

DIN 5480

Gear Ratio 齒輪比 1 : 1
 R.P.M. Max. 轉速最高 4,000 RPM
 Rotation 轉向



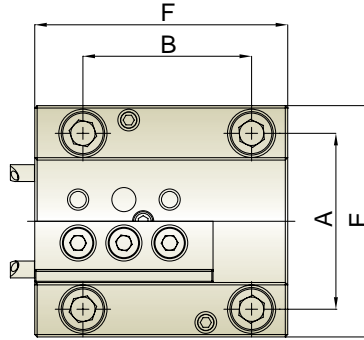
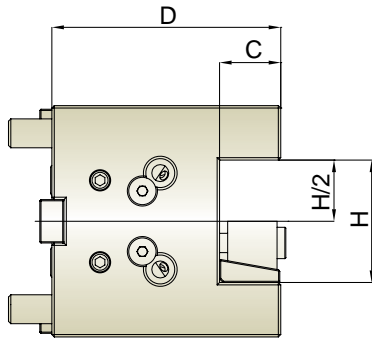
Unit : mm

Model NO.	A	B	C max	D	E	F	G	H	I	J	K	L	M	N	O	P	N.W.(KG)
THM-B05.72-65B	72	94	92.5	65	56	54.5	108	50	ER32(3~20)	73	70	83	95	94	M12	W20*0.8	8.3

# Driven & Static Tool Holder



## Face and ID Tool Holder B1 & B2 端面内徑刀座 B1 & B2



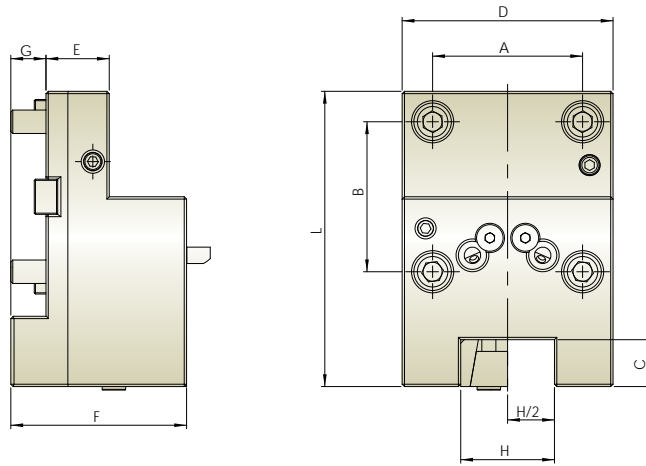
Unit : mm

Model No.	A	B	C	D	E	F	H	H/2	N.W.(KG)
THL-DLN-B1-4519.05	58	58	19.05	65	75	87	38.1	19.05	3
THL-DLN-B1-4520	58	58	20	65	75	87	40	20	2.9
THL-DPM-B1-5519.05	64	64	19.05	90	90	100	38.1	19.05	5.5
THL-DPM-B1-5520	64	64	20	90	90	100	40	20	5.5
THL-DPM-B1-5525	64	64	25	90	90	100	50	25	5.3
THL-DPM-B1-5525.4	64	64	25.4	90	90	100	50.8	25.4	5.2
THL-DPM-B1-6519.05	73	70	19.05	95	96	105	38.1	19.05	6.8
THL-DPM-B1-6520	73	70	20	95	96	105	40	20	6.7
THL-DPM-B1-6525	73	70	25	95	96	105	50	25	6.5
THL-DPM-B1-6525.4	73	70	25.4	95	96	105	50.8	25.4	6.4
THL-DPM-B1-7525	90	90	25	135	112	120	50	25	12.9
THL-DPM-B1-7525.4	90	90	25.4	135	112	120	50.8	25.4	12.9
THL-DPM-B1-7531.75	90	90	31.75	135	112	120	63.5	31.75	12.6
THL-DPM-B1-7532	90	90	32	135	112	120	64	32	12.5
THL-DPM-B1-8532	100	100	32	142	125	125	64	32	15.3
THL-DPM-B2-7525	90	90	25	50	112	135	50	25	4.8
THL-DPM-B2-7525.4	90	90	25.4	50	112	135	50.8	25.4	4.8
THL-DPM-B2-7531.75	90	90	31.75	70	112	135	63.5	31.75	6.2
THL-DPM-B2-7532	90	90	32	70	112	135	64	32	6.1






## Face and OD Tool Holder C1 端面外徑刀座 C1



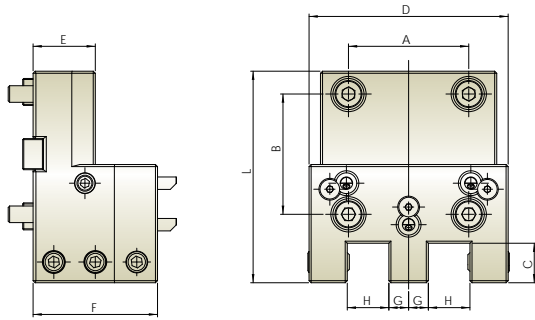
Unit : mm

Model NO.	A	B	C	D	E	F	G	H	H/2	L	N.W.(KG)
THL-DLN-C1-4519.05	58	58	19.05	75	25	65	-	38.1	19.05	102	2.5
THL-DLN-C1-4520	58	58	20	75	25	65	-	40	20	102	2.5
THL-DPM-C1-5519.05	64	64	19.05	90	27	75	15	38.1	19.05	126	4
THL-DPM-C1-5520	64	64	20	90	27	75	15	40	20	126	4.1
THL-DPM-C1-5525	64	64	25	98	27	75	15	50	25	126	4
THL-DPM-C1-5525.4	64	64	25.4	98	27	75	15	50.8	25.4	126	4.2
THL-DPM-C1-6519.05	73	70	19.05	96	30	75	-	38.1	19.05	131	5
THL-DPM-C1-6520	73	70	20	96	30	75	-	40	20	131	4.9
THL-DPM-C1-6525	73	70	25	96	30	75	-	50	25	131	4.8
THL-DPM-C1-6525.4	73	70	25.4	96	30	75	-	50.8	25.4	131	4.8
THL-DPM-C1-7525	90	90	25	112	35	80	-	50	25	145.5	7.2
THL-DPM-C1-7525.4	90	90	25.4	112	35	80	-	50.8	25.4	145.5	7.1
THL-DPM-C1-7531.75	90	90	31.75	112	35	80	-	63.5	31.75	152.5	7.4
THL-DPM-C1-7532	90	90	32	112	35	80	-	64	32	152.5	7.4
THL-DPM-C1-8532	100	100	32	125	50	100	-	64	32	165	10.8

# Driven & Static Tool Holder

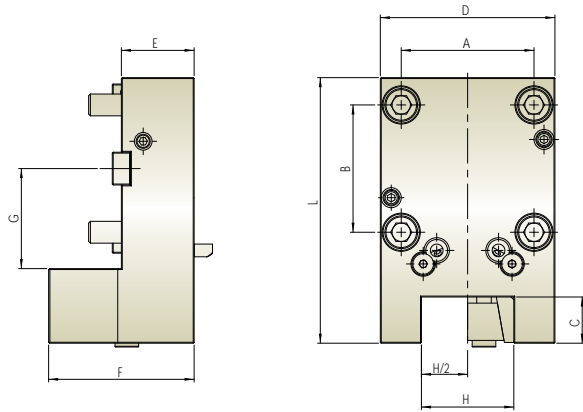


## Face and OD Tool Holder C2 端面外徑刀座 C2



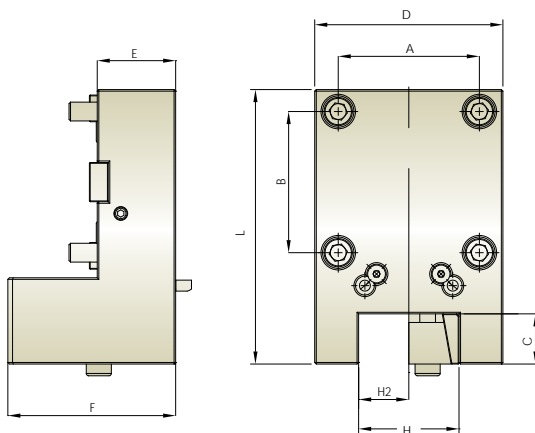
Unit : mm

Model NO.	A	B	C	D	E	F	G	H	L	N.W.(KG)
THL-DLN-C2-4519.05	58	58	19.05	96	30	60	9.525	20.05	102	3
THL-DLN-C2-4520	58	58	20	96	30	60	10	21	102	2.9



Unit : mm

Model NO.	A	B	C	D	E	F	G	H	H/2	L	N.W.(KG)
THL-DPM-C2-5525	64	64	25	90	30	69	51	50	25	137	3.3
THL-DPM-C2-5525.4	64	64	25.4	90	30	69	51	50.8	25	137	3.3
THL-DPM-C2-6525	73	70	25	96	40	80	55	50	25	146	5
THL-DPM-C2-6525.4	73	70	25.4	96	40	80	55	50.8	25.4	146	4.9
THL-VVT-C2-6525	73	70	25	96	40	80	50.5	50	25	141	4.8
THL-VVT-C2-6525.4	73	70	25.4	96	40	80	50.5	50.8	25.4	141	4.8

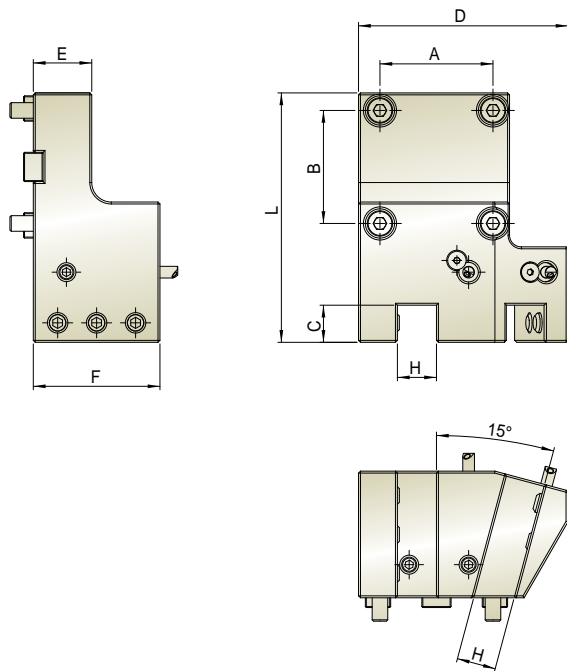


Unit : mm

Model NO.	A	B	C	D	E	F	H	H/2	L	N.W.(KG)
THL-DPM-C2-7532	90	90	32	120	50	107	64	32	175	9.9



## Double Face and OD Tool Holder C3 端面外徑刀座 C3



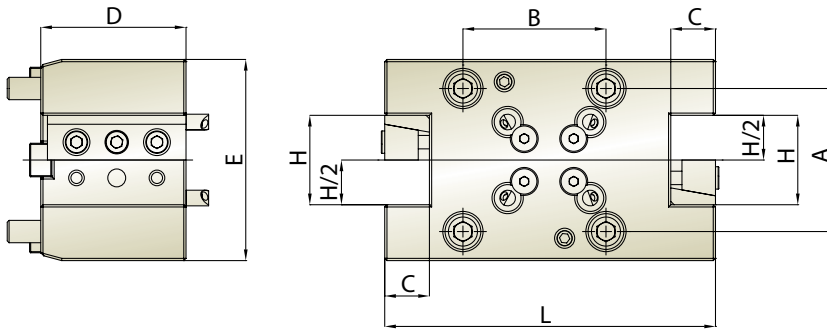
Unit : mm

Model NO.	A	B	C	D	E	F	H	L	N.W.(KG)
THL-DLN-C3-4519.05	58	58	19.05	107.5	30	65	20.05	128	3.9
THL-DLN-C3-4520	58	58	20	107.5	30	65	21	128	3.9

# Driven & Static Tool Holder




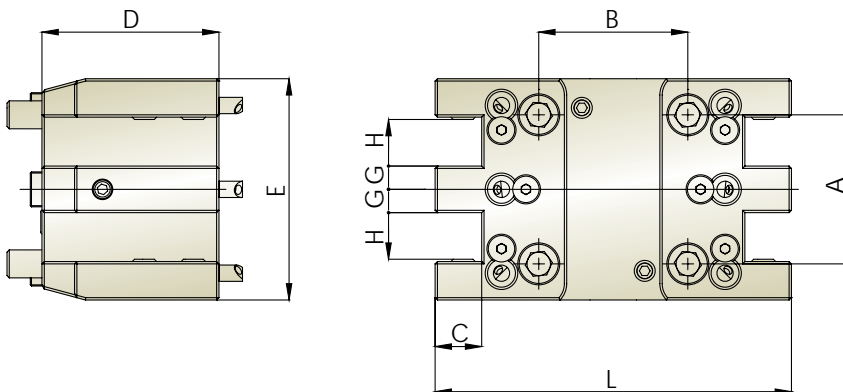
## Double Face and OD Tool Holder CD1 雙刃端面外徑刀座 CD1



Unit : mm

Model NO.	A	B	C	D	E	H	H/2	L	N.W.(KG)
THL-DLN-CD1-4519.05	58	58	19.05	65	75	38.1	19.05	87	3
THL-DLN-CD1-4520	58	58	20	65	75	40	20	87	2.9
THL-DPM-CD1-5519.05	64	64	19.05	65	90	38.1	19.05	148	6.1
THL-DPM-CD1-5520	64	64	20	65	90	40	20	148	6
THL-DPM-CD1-5525	64	64	25	65	97	50	25	148	6.2
THL-DPM-CD1-5525.4	64	64	25.4	65	97	50.8	25.4	148	6.1
THL-DPM-CD1-6519.05	73	70	19.05	75	96	38.1	19.05	149	7.6
THL-DPM-CD1-6520	73	70	20	75	96	40	20	149	7.5
THL-DPM-CD1-6525	73	70	25	75	96	50	25	149	7.2
THL-DPM-CD1-6525.4	73	70	25.4	75	96	50.8	25.4	149	7.1

## Quadruple Face and OD Tool Holder CD2 四刃端面外徑刀座 CD2

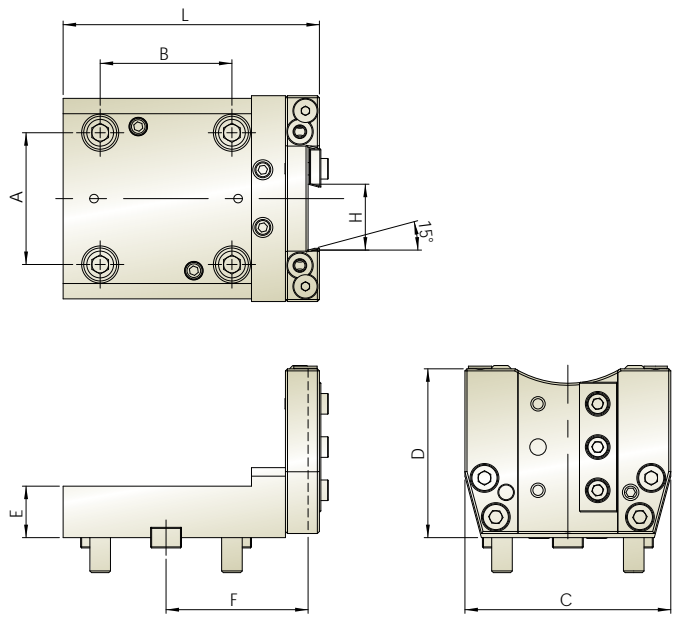


Unit : mm

Model No.	A	B	C	D	E	G	H	L	N.W.(KG)
THL-DPM-CD2-5519.05	64	64	19.05	76	95	9.525	19.05	153	6.1
THL-DPM-CD2-5520	64	64	20	76	95	10	20	153	6.1
THL-DPM-CD2-5525	64	64	25	76	105	10	25	162.5	6.4
THL-DPM-CD2-5525.4	64	64	25.4	76	105	9.525	25.4	162.5	6.4
THL-DPM-CD2-6519.05	73	70	19.05	75	96	9.525	19.05	162	8
THL-DPM-CD2-6520	73	70	20	75	96	10	20	162	8
THL-DPM-CD2-6525	73	70	25	75	122	10	25	162	9
THL-DPM-CD2-6525.4	73	70	25.4	75	122	9.525	25.4	162	9



## Cut-off Tool Holder (Adjustable) H1 切斷刀座 H1

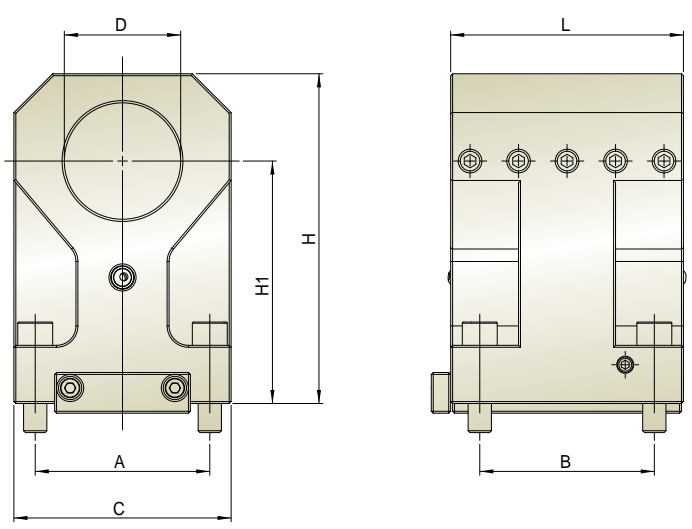


Unit : mm

Model NO.	A	B	C	D	E	F	H	L	N.W.(KG)
THL-DLN-H1-4526	58	58	100	81	25	70	26	115	2.3
THL-DPM-H1-5532	64	64	100	82	25	69	32	124.4	2.4
THL-DPM-H1-6532	73	70	100	82	25	71	32	126.4	2.5

## Boring Bar Tool Holder T1 徑向內孔刀座 T1


External Coolant  
外部出水



Unit : mm

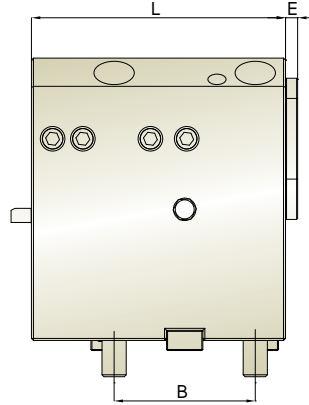
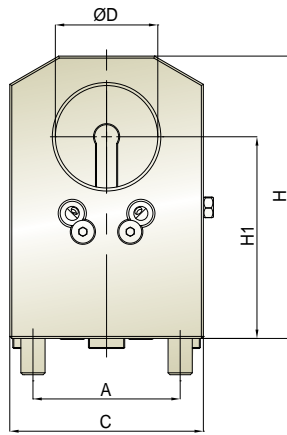
Model NO.	A	B	C	D	H	H1	L	N.W.(KG)
THL-DPM-T1-7560125	90	90	112	60	170	125	120	12.5
THL-DPM-T1-856085	100	100	125	60	130	85	125	9.2
THL-DPM-T1-8560110	100	100	125	60	155	110	125	12

# Driven & Static Tool Holder




## Boring Bar Tool Holder T1 徑向內孔刀座 T1

Internal Coolant  
中心出水



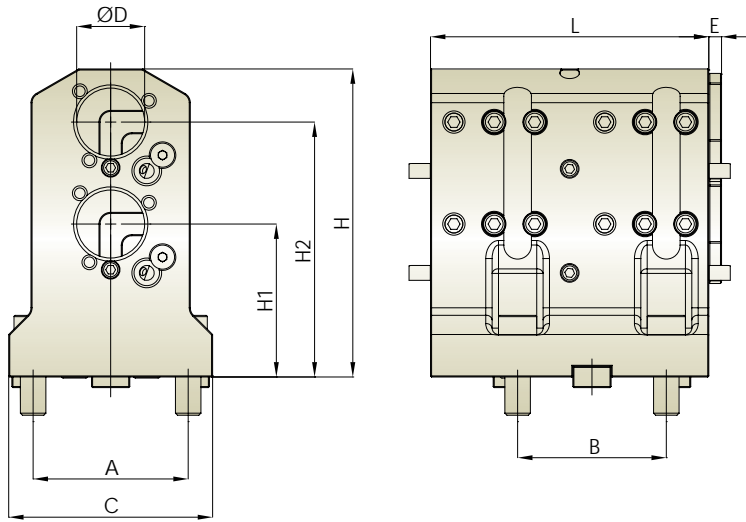
Unit : mm

Model NO.	A	B	C	D	E	H	H1	L	N.W.(KG)
THL-DLN-T1-4531.7565-I	58	58	75	31.75	6	90	65	90	4.2
THL-DLN-T1-453265-I	58	58	75	32	6	90	65	90	4.2
THL-DPM-T1-5538.170-I	64	64	85	38.1	6	100	70	110	6
THL-DPM-T1-554070-I	64	64	85	40	6	100	70	110	6
THL-DPM-T1-6538.172-I	73	70	96	38.1	6	106	72	126	8.4
THL-DPM-T1-654072-I	73	70	96	40	6	106	72	126	8.3
THL-DPM-T1-655072-I	73	70	96	50	6	106	72	126	7.7
THL-DPM-T1-6550.872-I	73	70	96	50.8	6	106	72	126	7.5
THL-DPM-T1-6538.1100-I	73	70	96	38.1	6	140	100	126	11.5
THL-DPM-T1-6540100-I	73	70	96	40	6	140	100	126	11.5
THL-DPM-T1-6550100-I	73	70	96	50	6	140	100	126	9.9
THL-DPM-T1-6550.8100-I	73	70	96	50.8	6	140	100	126	10.8
THL-DPM-T1-7550.860-I	90	90	112	50.8	6	110	60	165	16.4
THL-DPM-T1-7560110-I	90	90	112	60	8	156	110	135	15.2
THL-DPM-T1-7563.5110-I	90	90	112	63.5	8	156	110	135	14.9



## 2-Pos. Boring Bar Tool Holder T2 徑向兩孔刀座 T2

Ext./ Int.  
外部 / 中心出水

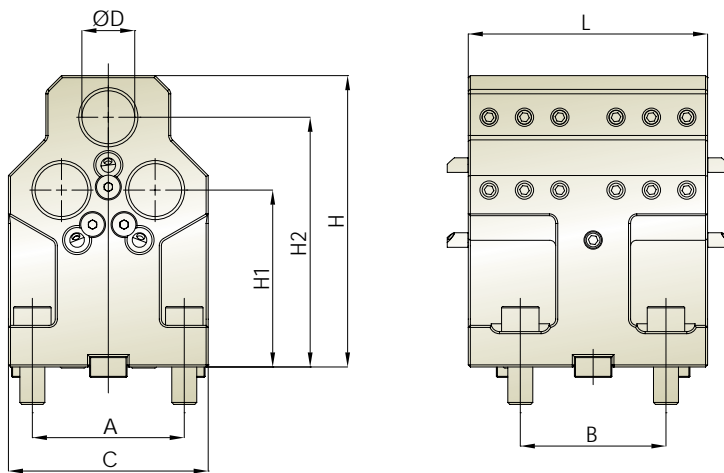


Unit : mm

Model NO.	A	B	C	D	E	H1	H2	H	L	N.W.(KG)	Coolant
THL-DLN-T2-4519.0555-I	58	58	75	19.05	5	55	100	115	90	3.8	Ext. /Int.
THL-DLN-T2-452055-I	58	58	75	20	5	55	100	115	90	3.7	Ext. /Int.
THL-DPM-T2-552552	64	64	85	25	-	52	97	120	115	5.5	Ext.
THL-DPM-T2-552552-I	64	64	85	25	6	52	97	120	115	5.6	Ext. /Int.
THL-DPM-T2-5525.452-I	64	64	85	25.4	6	52	97	120	115	5.5	Ext. /Int.
THL-DPM-T2-6531.7572-I	73	70	96	31.75	6	72	120	145	131	8.2	Ext. /Int.
THL-DPM-T2-653272-I	73	70	96	32	6	72	120	145	131	8.2	Ext. /Int.

## 3-Pos. Boring Bar Tool Holder T3 徑向三孔刀座 T3


External Coolant  
外部出水



Unit : mm

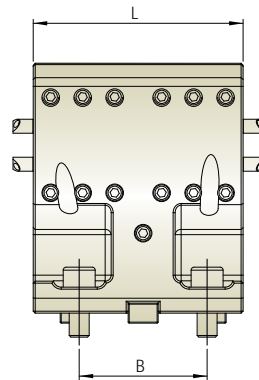
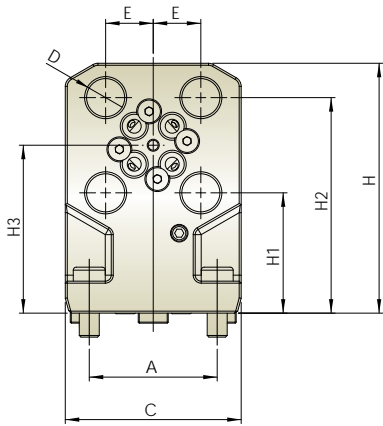
Model No.	A	B	C	D	H1	H2	H	L	N.W. (KG)
THL-DPM-T3-552570	64	64	90	25	70	102	120	115	5.6
THL-DPM-T3-5525.470	64	64	90	25.4	70	102	120	115	5.6
THL-DPM-T3-652585	73	70	116	25	85	116.75	140	115	8.6
THL-DPM-T3-6525.485	73	70	116	25.4	85	116.75	140	115	8.5

# Driven & Static Tool Holder



## 4-Pos. Boring Bar Tool Holder T4 徑向四孔刀座 T4

External Coolant  
外部出水

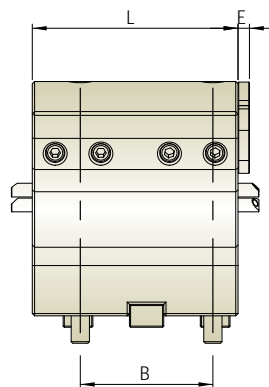
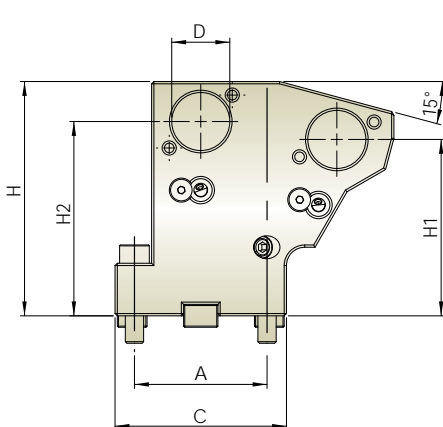


Unit : mm

Model NO.	A	B	C	D	E	H1	H2	H3	H	L	N.W.(KG)
THL-DPM-T4-5519.0584	64	64	88	19.05	23.813	60.188	107.813	84	125	105	6.3
THL-DPM-T4-552084	64	64	88	20	24	60.000	108	84	125	105	6.3
THL-DPM-T4-6519.0596	73	70	96	19.05	23.813	72.188	119.813	96	140	115	8.8
THL-DPM-T4-652096	73	70	96	20	24	72.000	120	96	140	115	8.7

## 2- Pos. Boring Bar Tool Holder T5 徑向兩孔刀座 -T5

Internal Coolant  
內部出水



Unit : mm

Model NO.	A	B	C	D	E	H1	H2	H	L	N.W.(KG)
THL-DLN-T5-452585-I	58	58	75	25	5	77.163	85	102.5	90	4.8
THL-DLN-T5-4525.485-I	58	58	75	25.4	5	77.163	85	102.5	90	4.8



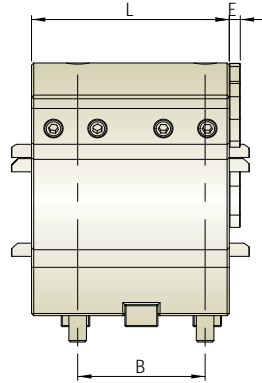
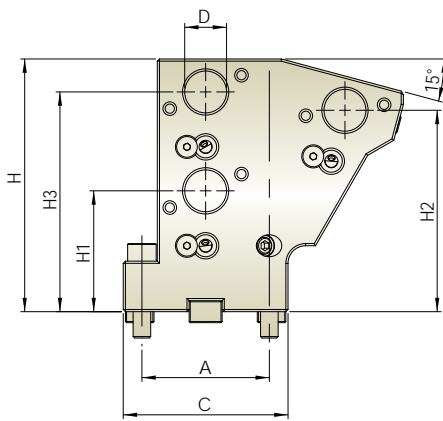
# Driven & Static Tool Holder



KOREAN BMT

## 3- Pos. Boring Bar Tool Holder T7 徑向三孔刀座 -T7


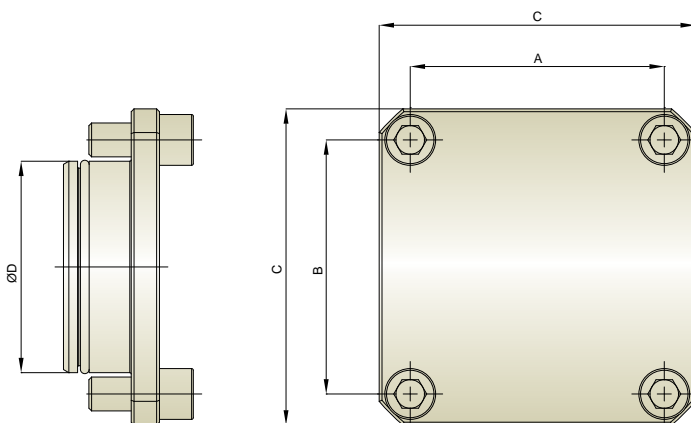
Internal Coolant  
內部出水



Unit : mm


Model NO.	A	B	C	D	E	H1	H2	H3	H	L	N.W.(KG)
THL-DLN-T7-4519.0555-I	58	58	75	19.05	5	55	91.652	100	115	90	5.8
THL-DLN-T7-452055-I	58	58	75	20	5	55	91.652	100	115	90	5.8

## Plug Z1 防塵蓋 Z1



Unit : mm

Model No.	A	B	C	D	N.W. (KG)
THL-DPM-Z1-55	64	64	85	55	1.1
THL-DPM-Z1-65	73	70	94	65	1.4
THL-DPM-Z1-75	90	90	112	75	1.9
THL-DPM-Z1-85	100	100	125	85	2.4

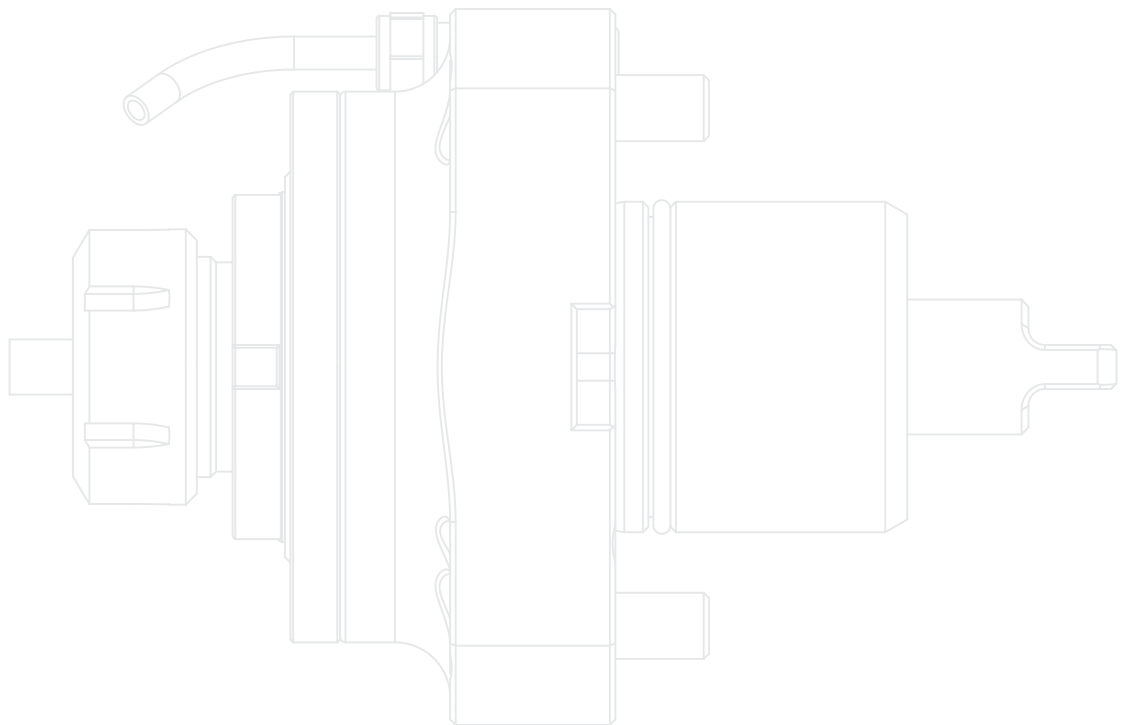


# BMT

車銑複合機刀座  
Driven & Static Tool Holder



## MORI SEIKI



# Driven & Static Tool Holder

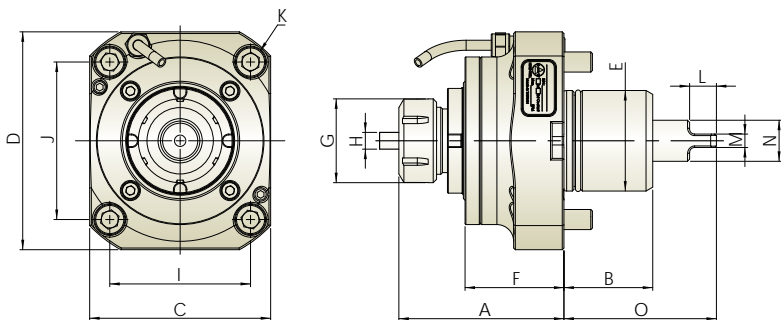


## Axial Tool Holder 軸向動力刀座

External Coolant  
外部出水

R.P.M. Max. 轉速最高 **6,000 RPM**
 Rotation 轉向

- ER Collet is according to DIN 6499.
- 輸出軸筒夾為DIN 6499



Unit : mm

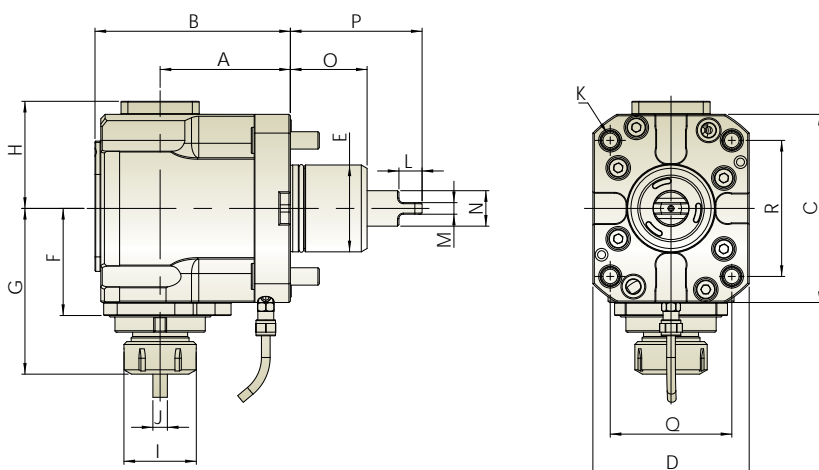
Model No.	A max	B	C	D	E	F	G	H	I	J	K	L	M	N	O	N.W.(KG)
THM-A05-60G	98.5	53	108	130	60	59	50	ER32(3~20)	84	94	M12	16	8	24.5	91	6.2
THM-A05-60GH (*)	98.5	53	108	130	60	59	50	ER32(3~20)	84	94	M12	16	8	24.5	91	6.2
THM-A06-60G	105.5	53	108	130	60	59	63	ER40(4~26)	84	94	M12	16	8	24.5	91	6.2

※ (\*) : 10000 RPM

## Radial Tool Holder 徑向動力刀座

External Coolant  
外部出水

Gear Ratio 齒輪比 **1 : 1**
 R.P.M. Max. 轉速最高 **4,000 RPM**
 Rotation 轉向




Unit : mm

Model No.	A	B	C	D	E	F	G max	H	I	J	K	L	M	N	O	P	Q	R	N.W.(KG)
THM-B05.90-60G	90	135	130	108	60	74	114.5	74	50	ER32(3~20)	M12	16	8	24.5	53	91	84	94	11.5
THM-B05.90-60GG (*)	90	135	130	108	60	74	114.5	74	50	ER32(3~20)	M12	16	8	24.5	53	91	84	94	11.5
THM-B06.90-60G	90	135	130	108	60	74	120.5	74	63	ER40(4~26)	M12	16	8	24.5	53	91	84	94	11.6
THM-B06.90-60GG (*)	90	135	130	108	60	74	120.5	74	63	ER40(4~26)	M12	16	8	24.5	53	91	84	94	11.6

※ (\*) : 6000 RPM

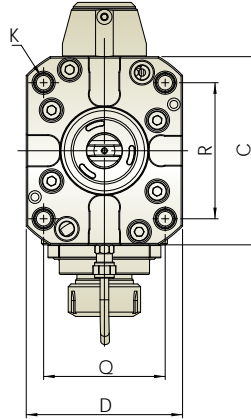
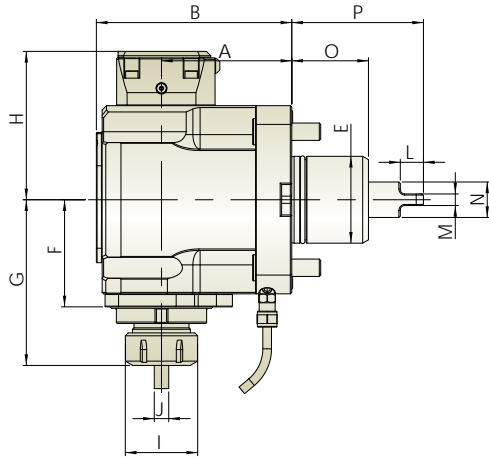
# Driven & Static Tool Holder



## Radial Tool Holder 徑向動力刀座

Internal Coolant  
中心出水

Gear Ratio 齒輪比	1:1	R.P.M. Max. 轉速最高	4,000 RPM	Internal Coolant 中心冷卻出水	30 bar	Rotation 轉向	IN OUT
-------------------	-----	---------------------	-----------	----------------------------	--------	----------------	--------



MORI SEIKI

Unit : mm

Model No.	A	B	C	D	E	F	G max	H	I	J	K	L	M	N	O	P	Q	R	N.W.(KG)
THM-B05.90-60GI	90	135	130	108	60	74	114.5	102.5	50	ER32(3~20)	M12	16	8	24.5	53	91	84	94	12.2
THM-B05.90-60GIG (*)	90	135	130	108	60	74	114.5	102.5	50	ER32(3~20)	M12	16	8	24.5	53	91	84	94	12.2
THM-B06.90-60GI	90	135	130	108	60	74	120.5	102.5	63	ER40(4~26)	M12	16	8	24.5	53	91	84	94	12.2
THM-B06.90-60GIG (*)	90	135	130	108	60	74	120.5	102.5	63	ER40(4~26)	M12	16	8	24.5	53	91	84	94	12.2

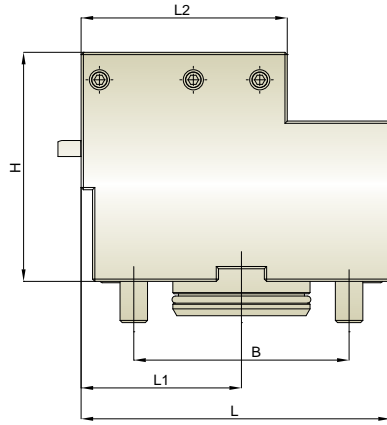
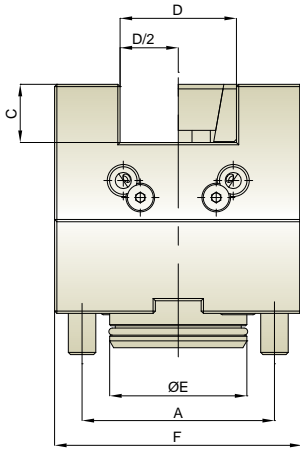
※ (\*) : 6000 RPM

# Driven & Static Tool Holder



## Face and ID Tool Holder B1 端面内孔刀座 B1

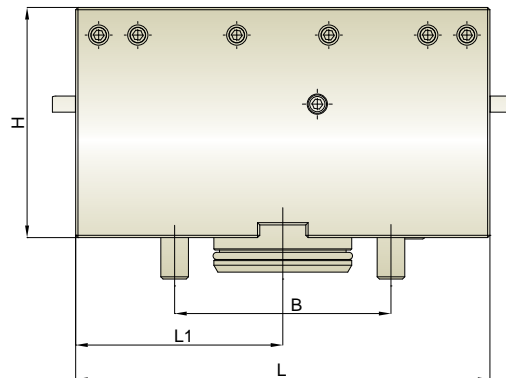
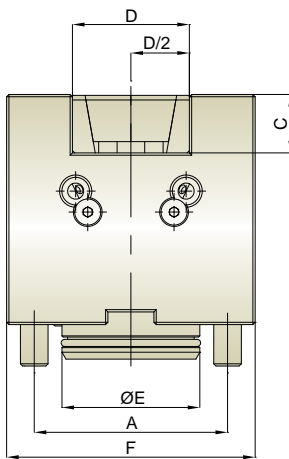
MORI SEIKI



Unit : mm


Model No.	A	B	C	D	D/2	E	F	H	L	L1	L2	N.W (KG)
THL-MNL-B1-6025	84	94	25	50	25	59.9	108	100	135	70	90	9.3
THL-MNL-B1-6025.4	84	94	25.4	50.8	25.4	59.9	108	100	135	70	90	9.3

## Face and ID Tool Holder B2 端面内孔刀座 B2

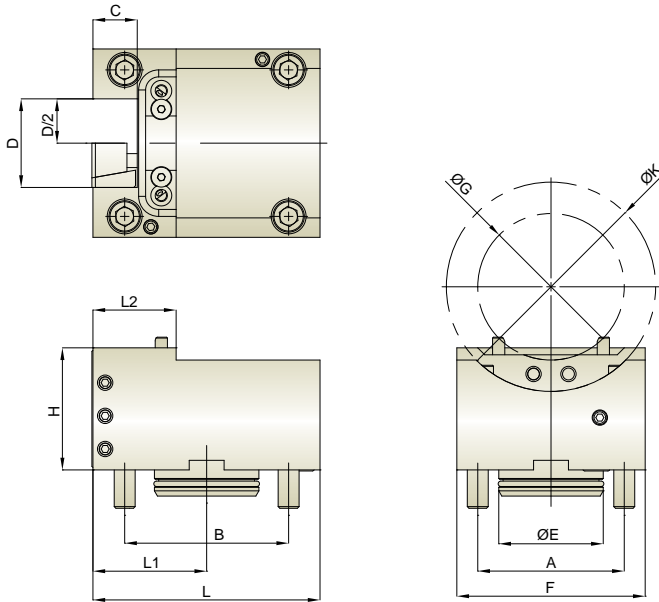


Unit : mm

Model No.	A	B	C	D	D/2	E	F	H	L	L1	N.W.(KG)
THL-MNL-B2-6025	84	94	25	50	25	59.9	108	100	180	90	13.7
THL-MNL-B2-6025.4	84	94	25.4	50.8	25.4	59.9	108	100	180	90	13.7



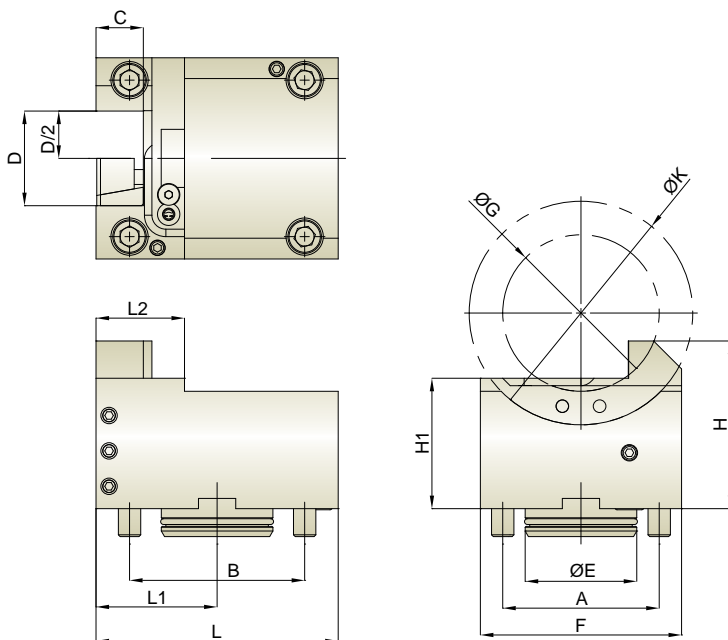
## Single Face and OD Tool Holder C1 單刃端面外徑刀座 C1



Unit : mm

Model No.	A	B	C	D	D/2	E	F	G	H	K	L	L1	L2	N.W (KG)
THL-MNL-C1-6019.05	84	94	19.05	38.1	19.05	59.9	108	84	65	120	130	65	49	4.9
THL-MNL-C1-6020	84	94	20	40	20	59.9	108	84	65	120	130	65	49	4.9
THL-MNL-C1-6025	84	94	25	50	25	59.9	108	84	70	120	130.2	65.2	47.7	6
THL-MNL-C1-6025.4	84	94	25.4	50.8	25.4	59.9	108	84	70	120	130.2	65.2	47.7	6

## Single Face and OD Tool Holder C2 單刃端面外徑刀座 C2

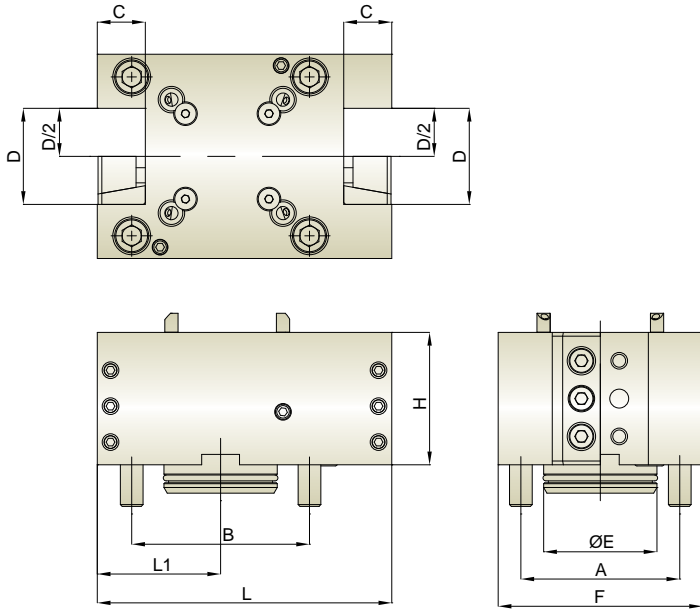


Unit : mm

Model No.	A	B	C	D	D/2	E	F	G	H	H1	K	L	L1	L2	N.W (KG)
THL-MNL-C2-6025	84	94	25	50	25	59.9	108	84	90	70	120	130	65	47.5	6
THL-MNL-C2-6025.4	84	94	25.4	50.8	25.4	59.9	108	84	90	70	120	130	65	47.5	6




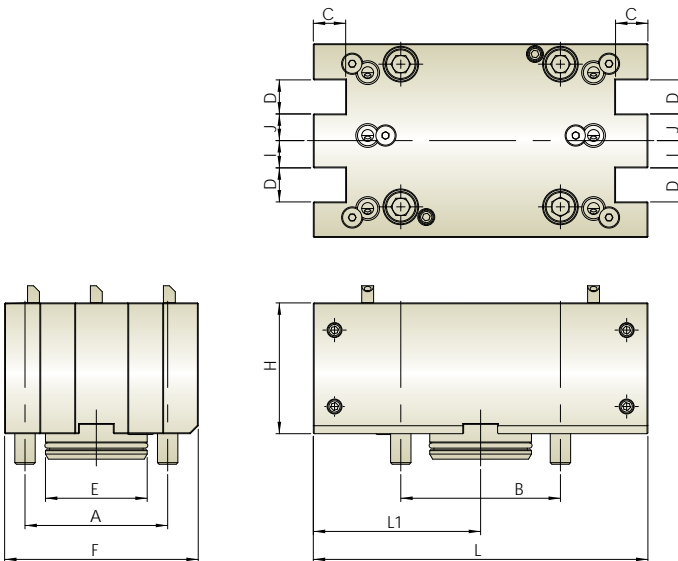
## Double Face and OD Tool Holder CD1 雙刃端面外徑刀座 CD1



Unit : mm

Model No.	A	B	C	D	D/2	E	F	H	L	L1	N.W (KG)
THL-MNL-CD1-6019.05	84	94	19.05	38.1	19.05	59.9	108	70	150.7	65.2	8.3
THL-MNL-CD1-6020	84	94	20	40	20	59.9	108	70	150.7	65.2	8.3
THL-MNL-CD1-6025	84	94	25	50	25	59.9	108	70	155.7	65.2	8.3
THL-MNL-CD1-6025.4	84	94	25.4	50.8	25.4	59.9	108	70	155.7	65.2	8.3

## Quadruple Face and OD Tool Holder CD2 四刃端面外徑刀座 CD2



Unit : mm

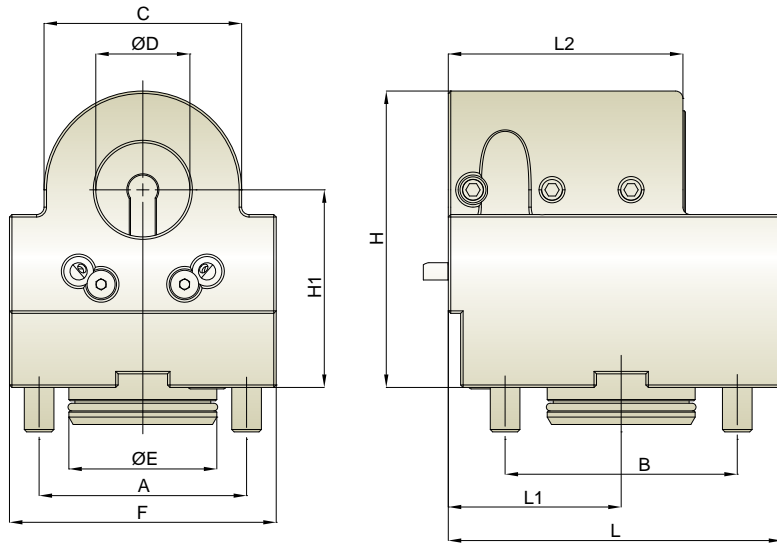
Model No.	A	B	C	D	E	F	H	I	J	L	L1	N.W.(KG)
THL-MNL-CD2-6019.05	84	94	19.05	20.05	59.9	114	77	16.05	15.7	197	98.5	12.5
THL-MNL-CD2-6020	84	94	20	21	59.9	114	77	16	15	197	98.5	12.3
THL-MNL-CD2-6025	84	94	25	26	59.9	114	77	16	15	197	98.5	11.8
THL-MNL-CD2-6025.4	84	94	25.4	26.4	59.9	114	77	16.05	15.7	197	98.5	11.7





## Boring Bar Tool Holder T1 徑向單孔內孔刀座 T1

Internal Coolant  
中心出水

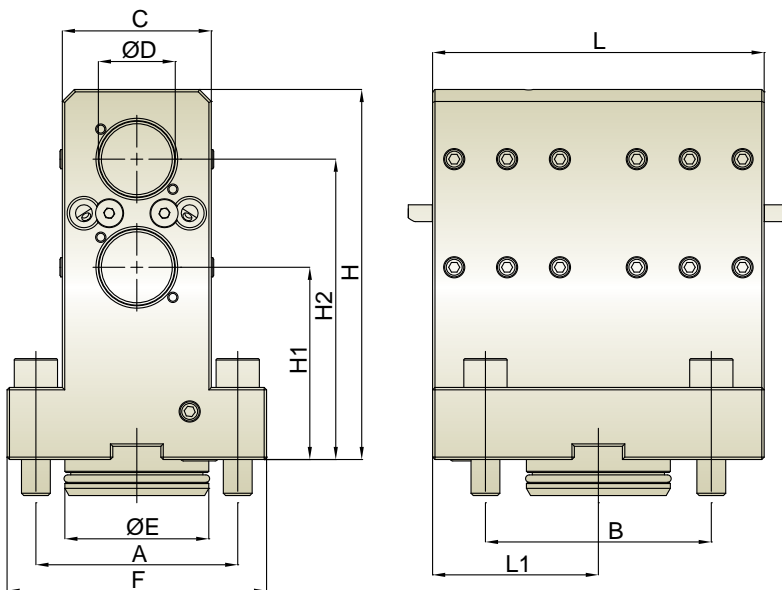


MORI SEIKI

Unit : mm

Model No.	A	B	C	D	E	F	H	H1	L	L1	L2	N.W (KG)
THL-MNL-T1-6038.180-I	84	94	80	38.1	59.9	108	120	80	135	70	95	8.2
THL-MNL-T1-604080-I	84	94	80	40	59.9	108	120	80	135	70	95	8.2

## 2-Pos. Boring Bar Tool Holder T2 徑向雙孔內孔刀座 T2



Unit : mm

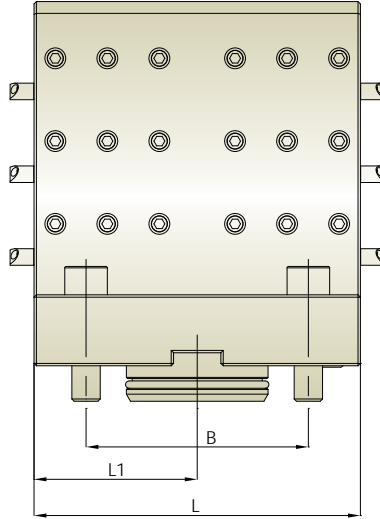
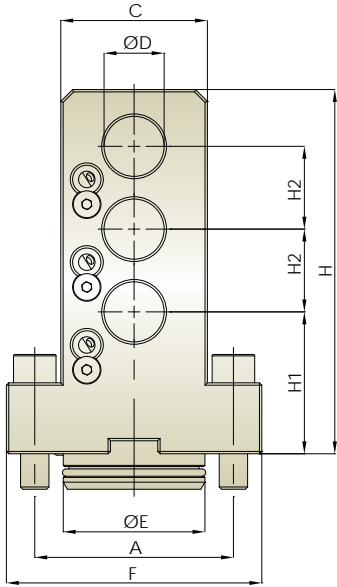
Model No.	A	B	C	D	E	F	H	H1	H2	L	L1	N.W (KG)
THL-MNL-T2-6031.7580	84	94	62	31.75	59.9	108	154	80	124.5	138	69	9.3
THL-MNL-T2-603280	84	94	62	32	59.9	108	154	80	125	138	69	9.3

# Driven & Static Tool Holder



## 3-Pos. Boring Bar Tool Holder T3 三孔内孔刀座 T3

MORI SEIKI

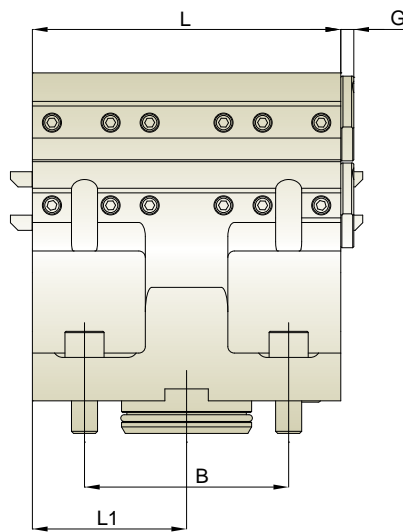
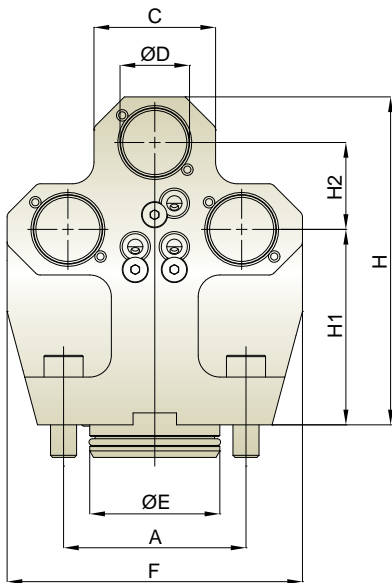


Unit : mm

Model No.	A	B	C	D	E	F	H	H1	H2	L	L1	N.W (KG)
THL-MNL-T3-602560	84	94	62	25	59.9	108	154	60	35	138	69	9.4
THL-MNL-T3-6025.460	84	94	62	25.4	59.9	108	154	60	35	138	69	9.4

## 3-Pos. Boring Bar Tool Holder T4 三孔内孔刀座 T4


Internal Coolant  
中心出水



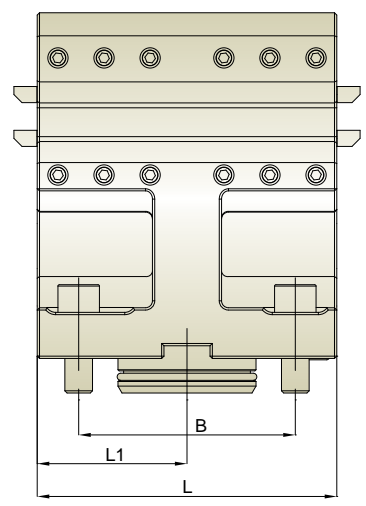
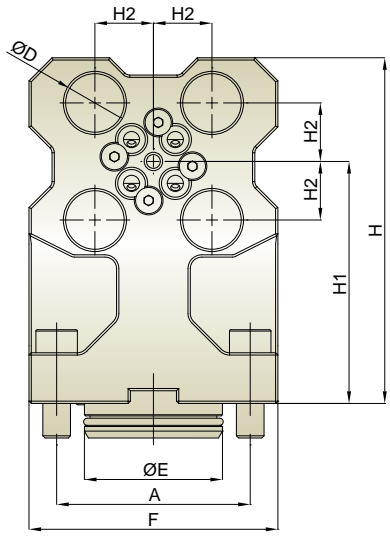
Unit : mm

Model No.	A	B	C	D	E	F	G	H	H1	H2	L	L1	N.W (KG)
THL-MNL-T4-6031.7590-I	84	94	56	31.75	59.9	136	6	151	90	38.1	142	71	11
THL-MNL-T4-603290-I	84	94	56	32	59.9	136	6	151	90	40	142	71	11

# Driven & Static Tool Holder



## 4-Pos. Boring Bar Tool Holder T5 四孔内孔刀座 T5




MORI SEIKI

Unit : mm

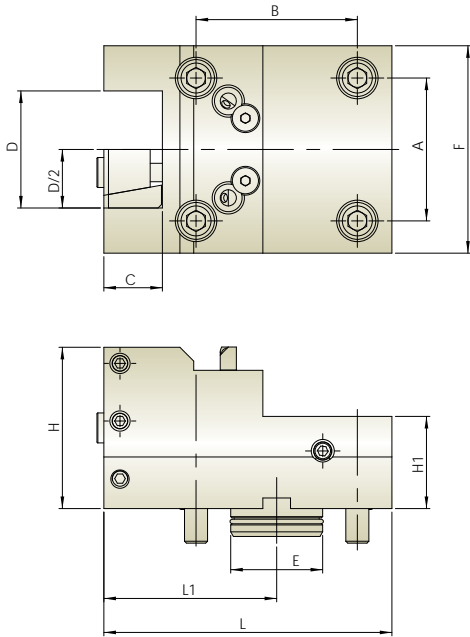
Model No.	A	B	D	E	F	H	H1	H2	L	L1	N.W (KG)
THL-MNL-T5-602580	84	94	25	59.9	108	150	105	25	130	65	10.1
THL-MNL-T5-6025.479.6	84	94	25.4	59.9	108	150	105	25.4	130	65	10.1

# Driven & Static Tool Holder



## Face and OD Tool Holder C1 端面外徑刀座 C1

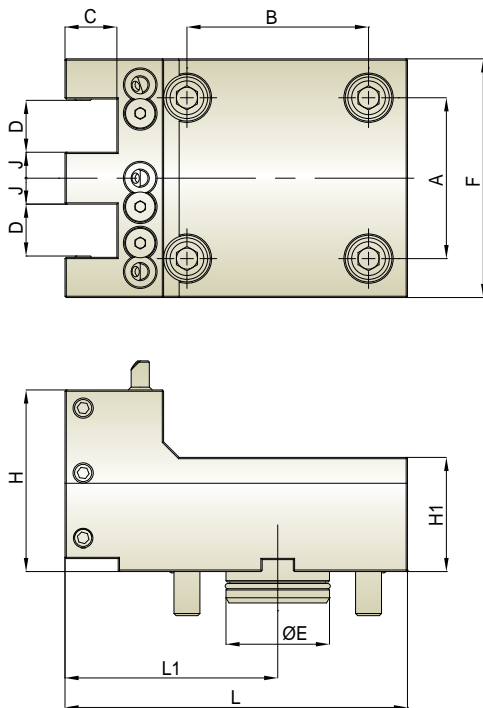
MORI SEIKI



Unit : mm

Model No.	A	B	C	D	D/2	E	F	H	H1	L	L1	N.W.(KG)
THL-MNZ-C1-4019.05	62	70	19.05	38.1	19.05	39.9	78	70	40	115	65	3.4
THL-MNZ-C1-4025.4	62	70	25.4	50.8	25.4	39.9	90	70	40	125	75	4.1

## Double Face and OD Tool Holder C2 雙刃端面外徑刀座 C2

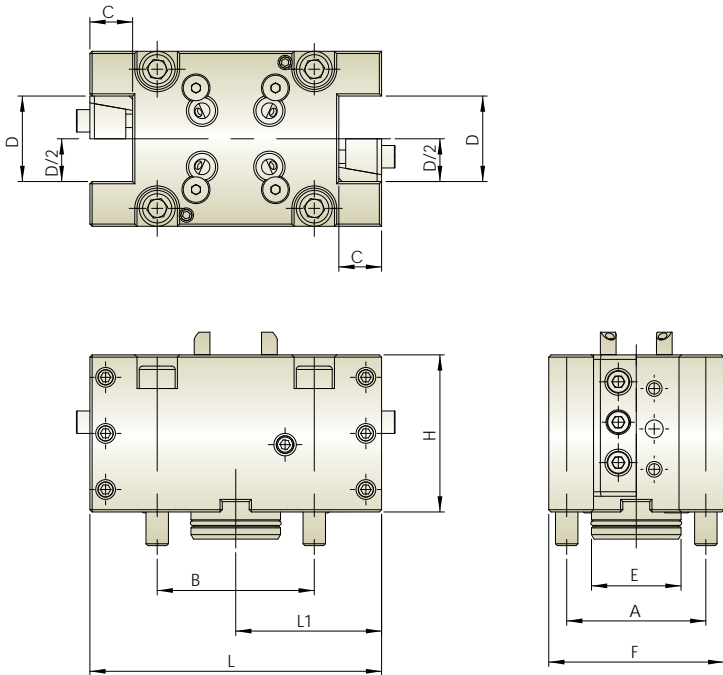


Unit : mm

Model No.	A	B	C	D	E	F	H	H1	J	L	L1	N.W.(KG)
THL-MNZ-C2-4019.05	62	70	20	20.5	39.9	92	70	44	10	132	82	4.1



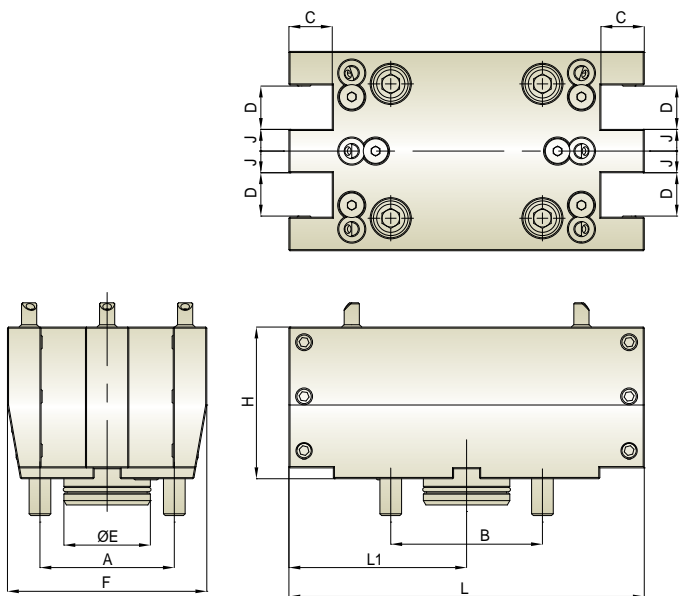
## Double Face and OD Tool Holder CD1 雙刃端面刀座 CD1



Unit : mm

Model No.	A	B	C	D	D/2	E	F	H	L	L1	N.W (KG)
THL-MNZ-CD1-4019.05	62	70	19.05	38.1	19.05	39.9	78	70	130	65	4.9
THL-MNZ-CD1-4025.4	62	70	25.4	50.8	25.4	39.9	90	70	150	75	6.2

## Quadruple Face and OD Tool Holder CD2 四刃端面外徑刀座 CD2



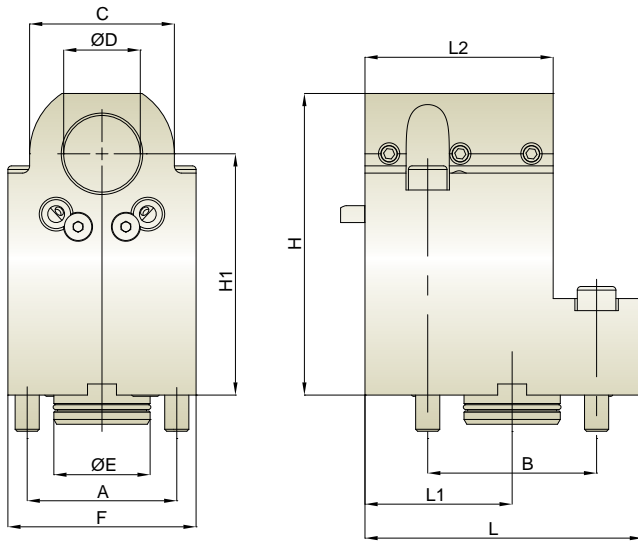
Unit : mm

Model No.	A	B	C	D	E	F	H	J	L	L1	N.W (KG)
THL-MNZ-CD2-4019.05	62	70	19.05	19.05	39.9	92	70	10	164	82	6.7



## Boring Bar Tool Holder T1 徑向內孔刀座 T1

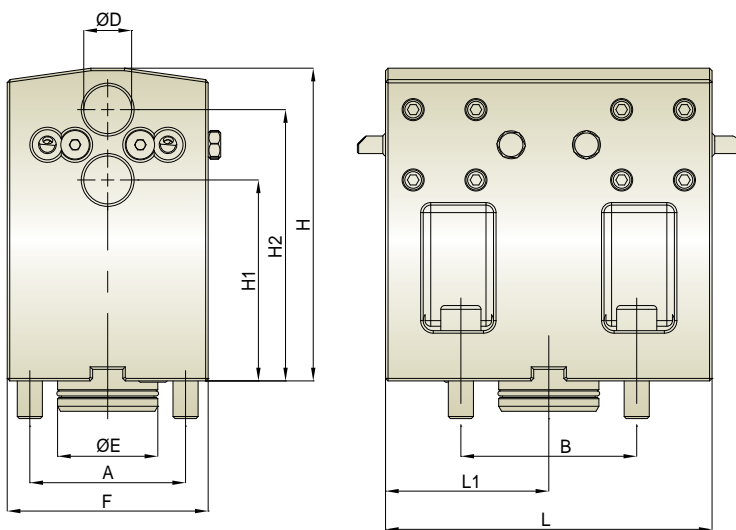
MORI SEIKI



Unit : mm

Model No.	A	B	C	D	E	F	H	H1	L	L1	L2	N.W.(KG)
THL-MNZ-T1-4031.75100	62	70	60	31.75	39.9	78	125	100	115	61	78	5.2
THL-MNZ-T1-4032100	62	70	60	32	39.9	78	125	100	115	61	78	5.2


## 2-Pos. Boring Bar Tool Holder T2 徑向雙孔內孔刀座 T2



Unit : mm

Model No.	A	B	D	E	F	H	H1	H2	L	L1	N.W.(KG)
THL-MNZ-T2-4019.0580	62	70	19.05	39.9	80	124.5	80	108	130	65	7.5
THL-MNZ-T2-402080	62	70	20	39.9	80	124.5	80	108	130	65	7.5

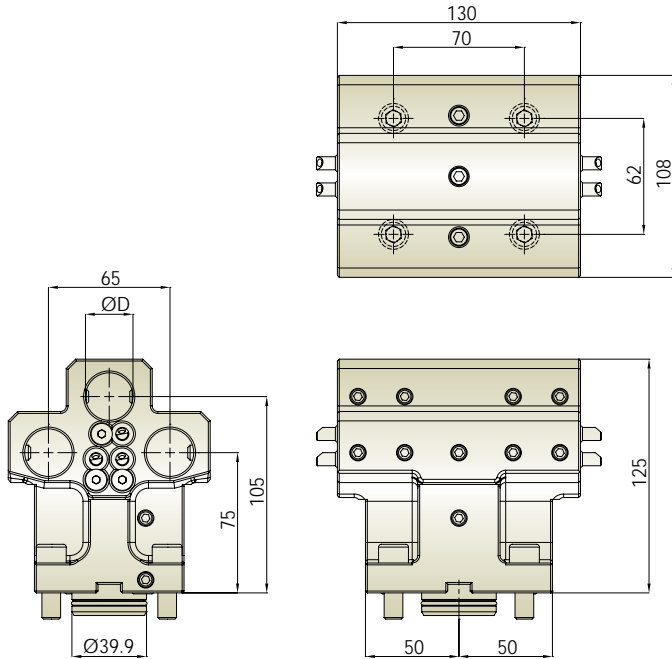
# Driven & Static Tool Holder



MORI SEIKI

## 3-Pos. Boring Bar Tool Holder T4 三孔内孔刀座 T4

Internal Coolant  
中心出水

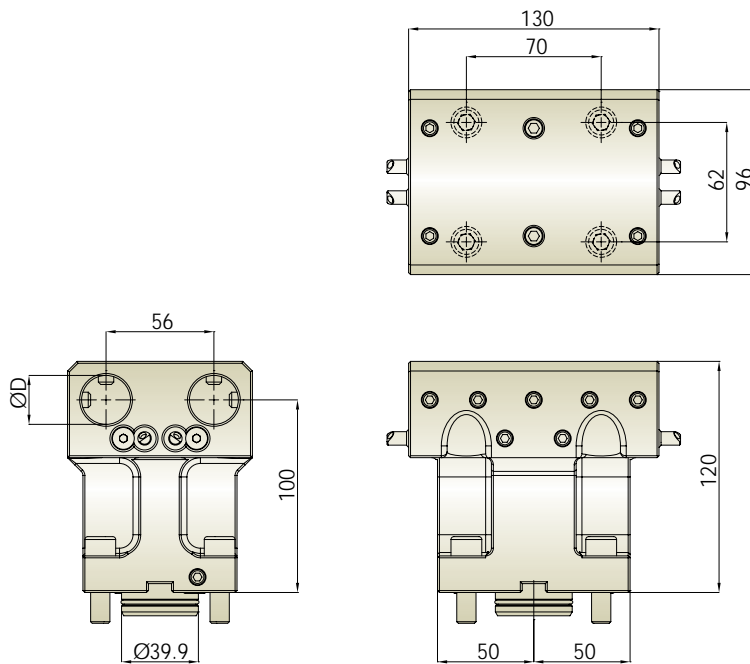


Unit: mm

Model No.	ØD	N.W. (KG)
THL-MNZ-T4-4025.475-I	25.4	5.8

## 2-Pos. Boring Bar Tool Holder T6 雙孔内孔刀座 T6


Internal Coolant  
中心出水



Unit: mm

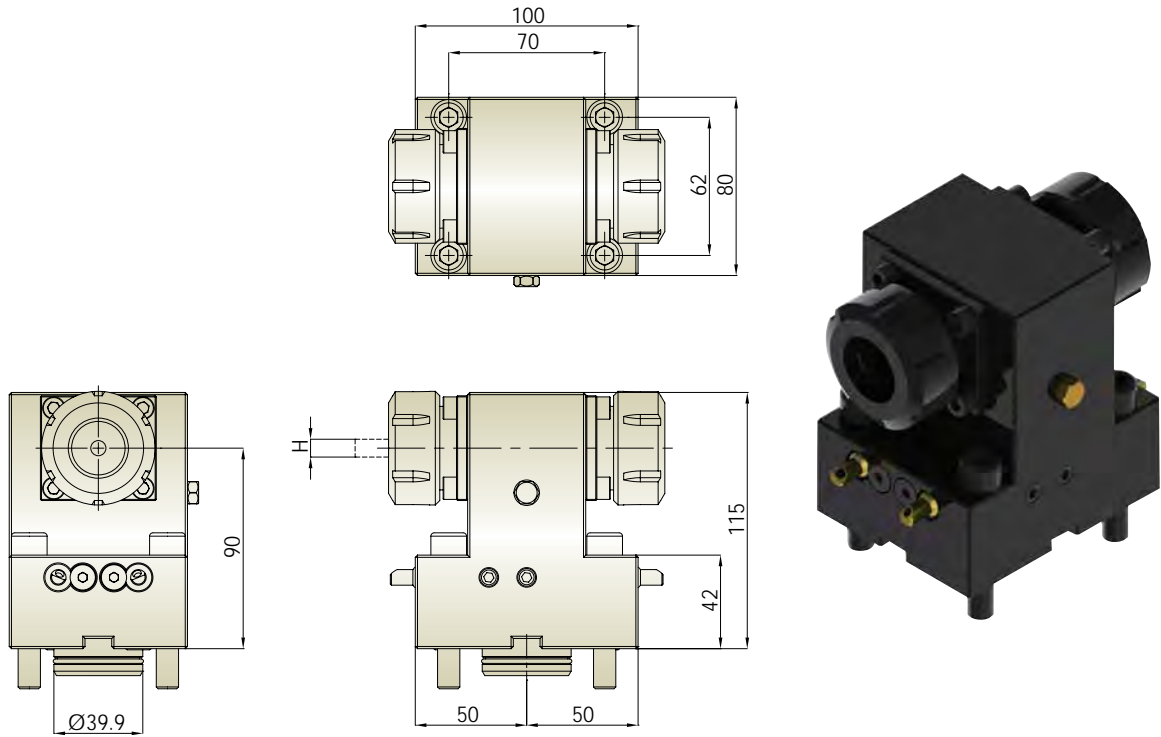
Model No.	ØD	N.W. (KG)
THL-MNZ-T6-4025.4100-I	25.4	6.2

# Driven & Static Tool Holder



## Double ER Collet Tool Holder T7 ER 徑向雙頭刀座 T7

MORI SEIKI



Unit : mm

Model No.	H	N.W. (KG)
THL-MNZ-T7-403290	ER32 (3~20)	5.6



# VDI

車銑複合機刀座  
Driven & Static Tool Holder



## MAZAK



# Driven & Static Tool Holder



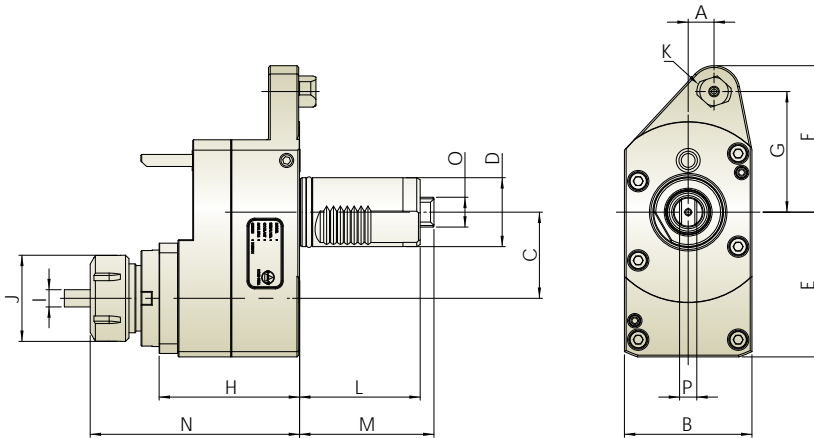
## Axial Offset Tool Holder 軸向偏心動力刀座

External Coolant  
外部出水

R.P.M. Max. 轉速最高 **6,000 RPM**
 Rotation 轉向

● ER Collet is according to DIN 6499.

● 輸出軸筒夾為DIN 6499



Unit : mm

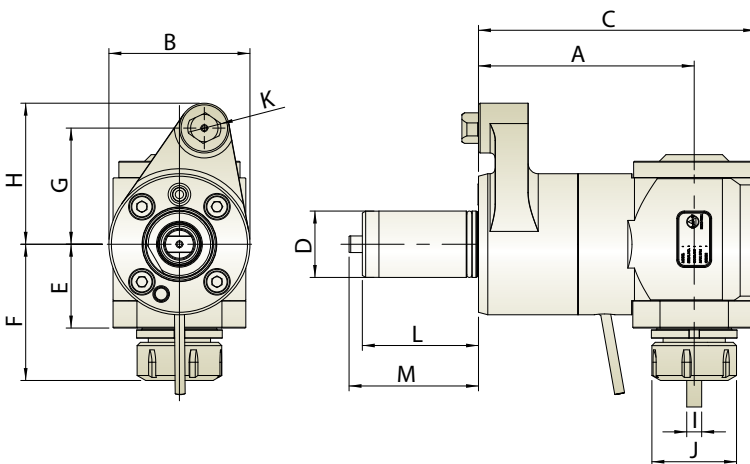
Model No.	A	B	C	D	E	F	G	H	I	J	K	L	M	N max	O	P	N.W.(KG)
THM-C05.50-40M	15	74	50	40	84	85	70	81.5	ER32(3~20)	50	20	70	78	121.5	17	10	5.9

MAZAK

## Radial Tool Holder 徑向動力刀座

External Coolant  
外部出水

Gear Ratio 齒輪比 **1 : 1**
 R.P.M. Max. 轉速最高 **6,000 RPM**
 Rotation 轉向



Unit : mm

Model No.	A	B	C	D	E	F	G	H	I	J	K	L	M	N.W.(KG)
THM-BL05.130-40M	130	85	167	40	50.5	82.1	70	85	ER32(3~20)	51	20	70	78	8.65

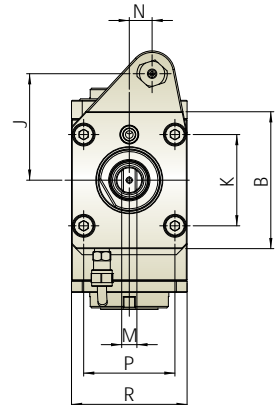
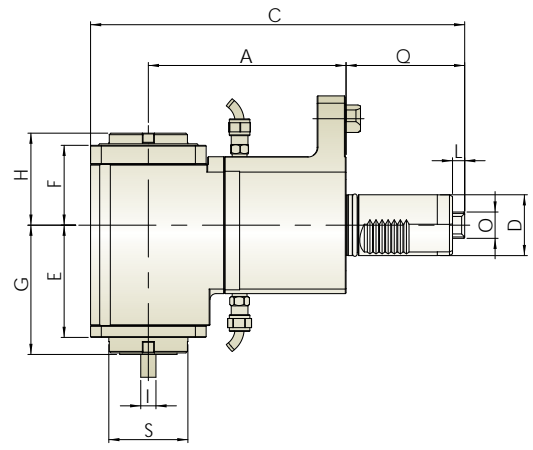
# Driven & Static Tool Holder



## Radial Female Thread Double Head Tool Holder 徑向內牙雙頭動力刀座

External Coolant  
外部出水

Gear Ratio 齒輪比	1:1	R.P.M. Max. 轉速最高	6,000 RPM	Rotation 轉向	IN OUT	IN OUT
-------------------	-----	---------------------	-----------	----------------	--------	--------



Unit : mm

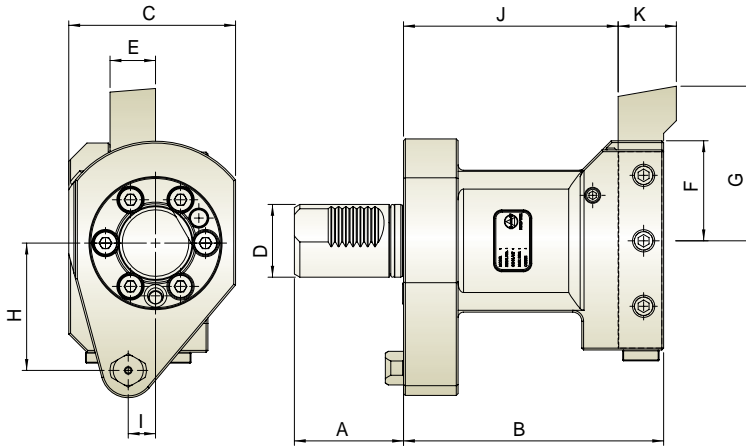
Model No.	A	B	C	D	E	F	G	H	I	J	K	L	M	N	O	P	Q	R	S	N.W.(KG)
THM-H12.130-40M	130	90	246	40	73.8	52.5	85	60.5	ER32(3~20)	70	60	8	10	15	17	60	78	76	52	10

※ 內牙扳手為選購配件，詳細規格請見 P82 。 ER wrench is not included and its specification is shown on P82.

MAZAK



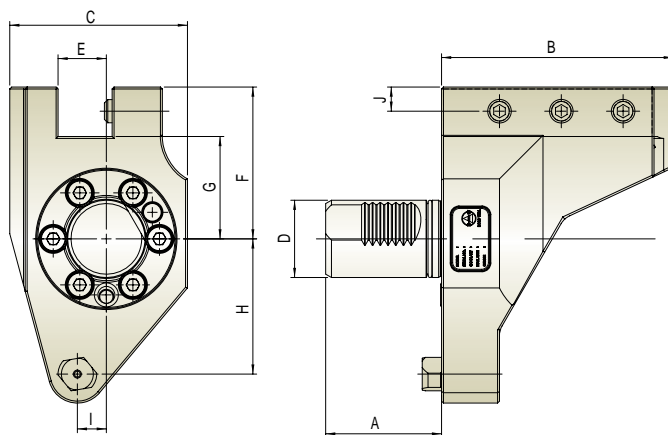
## Face Tool Holder B1 端面刀座 B1



Unit : mm


Model NO.	A	B	C	D	E	F	G	H	I	J	K	N.W.(KG)
THL-MQ1-B1-4020	60	110	79	40	20	55	85	68	15	90	32	4.9
THL-MQT-B1-4025	60	143	89.7	40	25	55	85	70	15	118	32	7.7
THL-MQT-B1-4025.4	60	143	89.7	40	25.4	55	85	70	15	118	32	7.7

## Turning Tool Holder (RH) C1 軸向外徑右手型刀座 C1

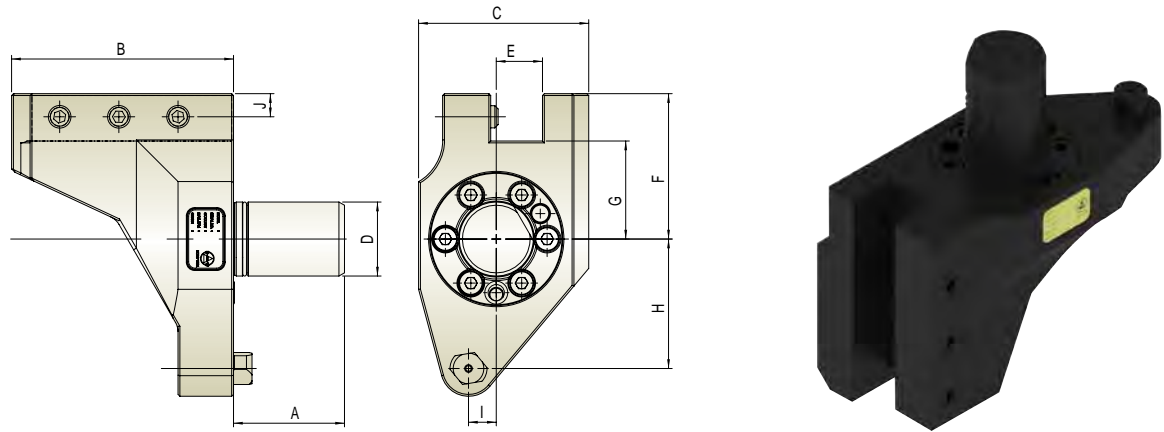


Unit : mm

Model NO.	A	B	C	D	E	F	G	H	I	J	N.W.(KG)
THL-MQ1-C1-4020	60	100	79	40	20	63.5	45	68	15	9.5	3.8
THL-MQT-C1-4025	60	120	92	40	25	78.6	53	70	15	12.5	5.6
THL-MQT-C1-4025.4	60	120	92	40	25.4	78.6	53	70	15	12.5	5.6



## Turning Tool Holder (LH) C3 軸向外徑左手型刀座 C3

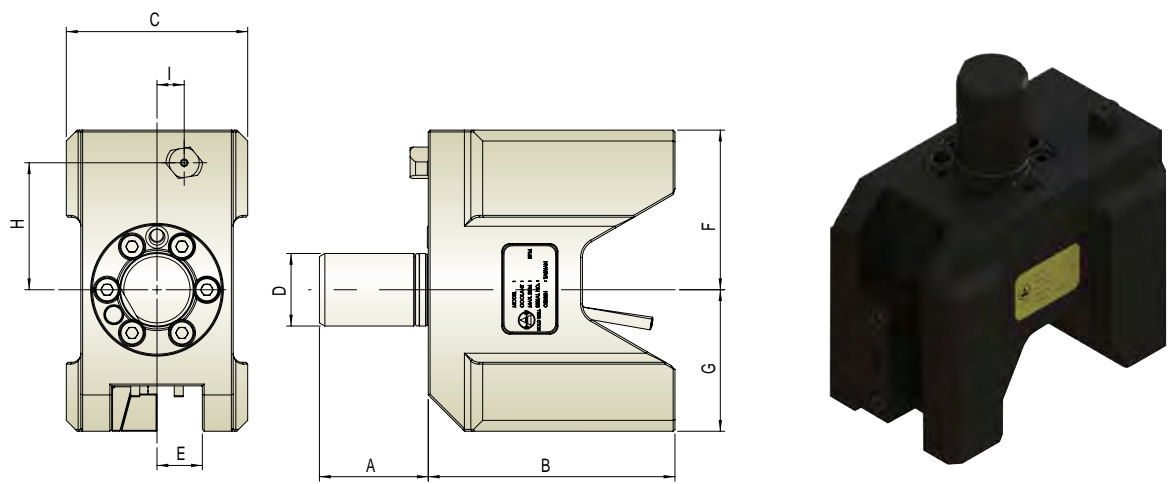


Unit : mm

Model NO.	A	B	C	D	E	F	G	H	I	J	N.W.(KG)
THL-MQ1-C3-4020	60	100	79	40	20	65	45	68	15	9.5	3.8
THL-MQT-C3-4025	60	120	92	40	25	78.6	53	70	15	12.5	5.6
THL-MQT-C3-4025.4	60	120	92	40	25.4	78.6	53	70	15	12.5	5.6

MAZAK

## Double Turning Tool Holder 2C3 軸向外徑雙向刀座 2C3

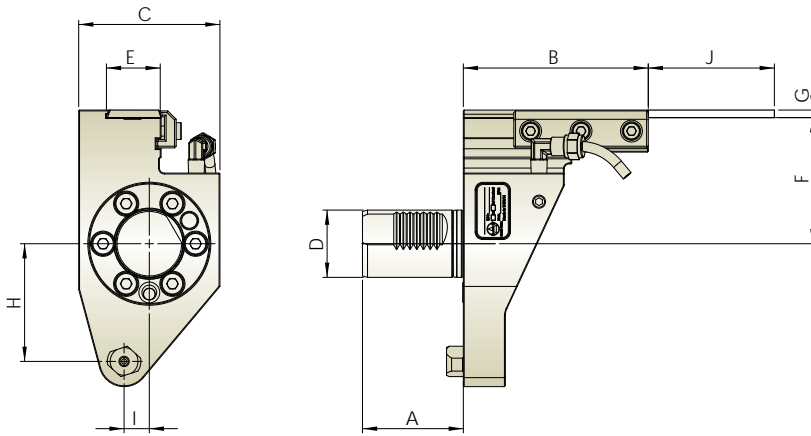


Unit : mm

Model No.	A	B	C	D	E	F	G	H	I	N.W.(KG)
THL-MQ1-2C3-4020	60	103	90	40	20	85	65	68	15	7.1
THL-MQT-2C3-4025	60	136	100	40	25	88	78	70	15	10.7
THL-MQT-2C3-4025.4	60	136	100	40	25.4	88	78	70	15	10.7



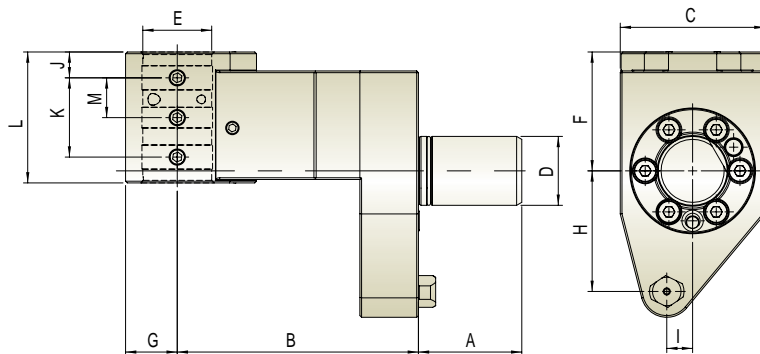
## Cut-off Tool Holder H1 切斷刀座 H1



Unit : mm

Model No.	A	B	C	D	E	F	G	H	I	J	N.W.(KG)
THL-MQ1-H1-4026	60	92	76	40	26	62	4.5	68	15	55	3.3
THL-MQT-H1-4032	60	110	84	40	32	75	4.5	70	15	75	4.3

## Boring Bar Tool Holder T1 徑向內孔刀座 T1



Unit : mm

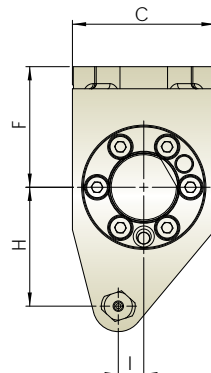
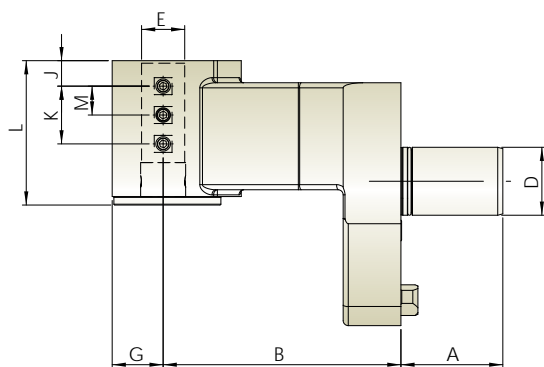
Model No.	A	B	C	D	E	F	G	H	I	J	K	L	M	N.W.(KG)
THL-MQ1-T1-4032110	60	110	76	40	32	50	27	68	15	12.5	36	61	18	4.6
THL-MQT-T1-4038.1140	60	140	84	40	38.1	69	30	70	15	15	46	76	23	6.9
THL-MQT-T1-4040140	60	140	84	40	40	69	30	70	15	15	46	76	23	6.9

# Driven & Static Tool Holder



## Boring Bar Tool Holder T1 徑向內孔刀座 T1

Internal Coolant  
中心出水

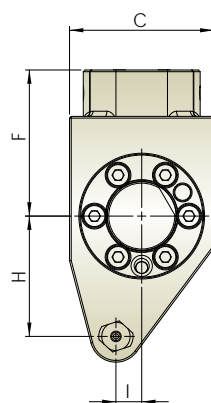
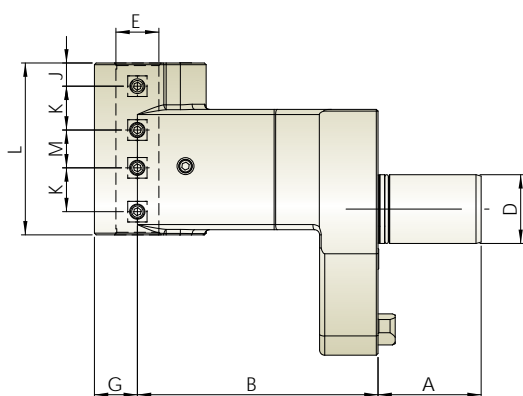


Unit : mm

Model No.	A	B	C	D	E	F	G	H	I	J	K	L	M	N.W.(KG)
THL-MQ1-T1-4032110-I	60	110	76	40	32	50	27	68	15	12.5	36	75	18	5
THL-MQT-T1-4025.4140-I	60	140	84	40	25.4	71	30	70	15	15	34	85	17	7.2
THL-MQT-T1-4031.75140-I	60	140	84	40	31.75	71	30	70	15	15	34	85	17	7.2
THL-MQT-T1-4038.1140-I	60	140	84	40	38.1	71	30	70	15	15	34	85	17	7.2
THL-MQT-T1-4040140-I	60	140	84	40	40	71	30	70	15	15	34	85	17	7.2

MAZAK

## Double Boring Bar Tool Holder 2T1 徑向雙向內孔刀座 2T1

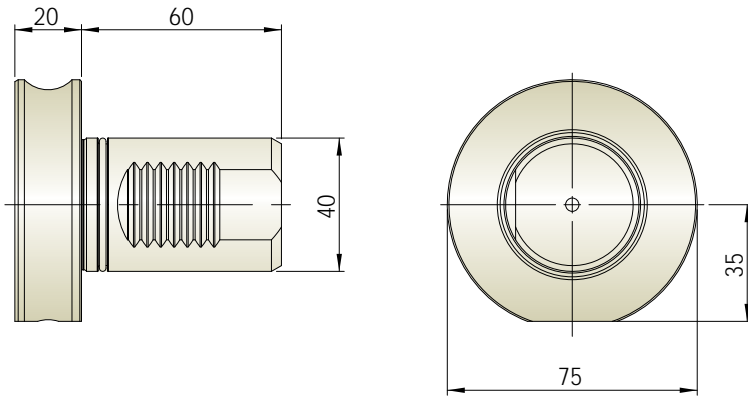


Unit : mm

Model No.	A	B	C	D	E	F	G	H	I	J	K	L	M	N.W.(KG)
THL-MQ1-2T1-4020110	60	110	76	40	20	60	27	68	15	10	17.5	70	15	5.2
THL-MQT-2T1-4025140	60	140	84	40	25	85	25	70	15	13.5	25.5	100	22	7.1
THL-MQT-2T1-4025.4140	60	140	84	40	25.4	85	25	70	15	13.5	25.5	100	22	7.1



## Plug Z2 防塵蓋 Z2



Unit : mm

Model No.	N.W.(KG)
THL-MQT-Z2-40	1.2

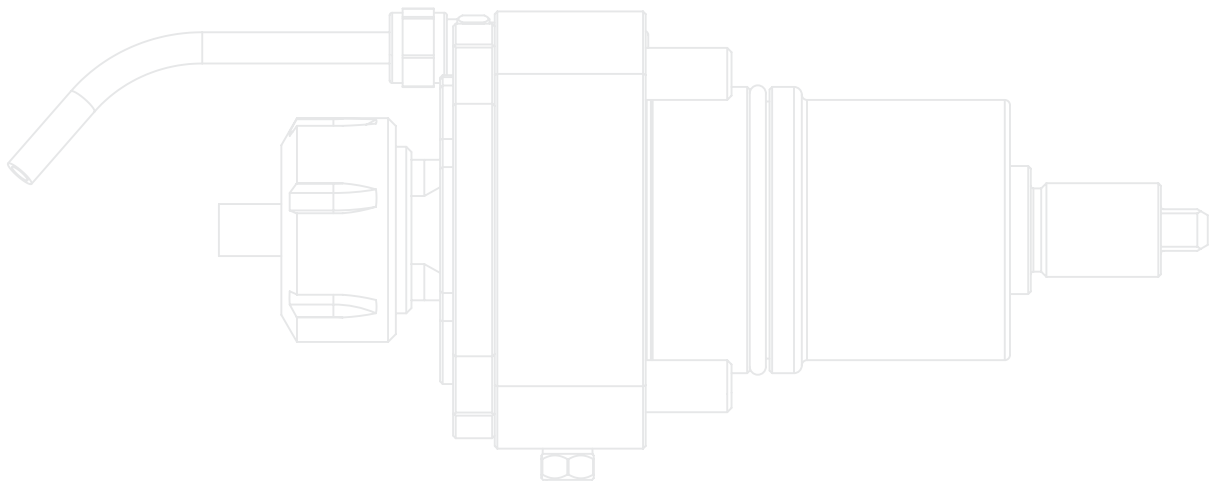


# BMT

車銑複合機刀座  
Driven & Static Tool Holder



## NAKAMURA



# Driven & Static Tool Holder

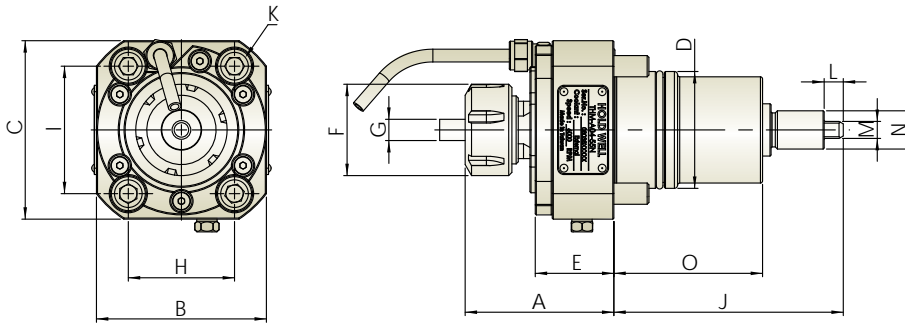


## Axial Tool Holder 軸向動力刀座

External Coolant  
外部出水

R.P.M. Max. 轉速最高 **6,000 RPM**
 Rotation 轉向

- ER Collet is according to DIN 6499.
- 輸出軸筒夾為DIN 6499



Unit : mm

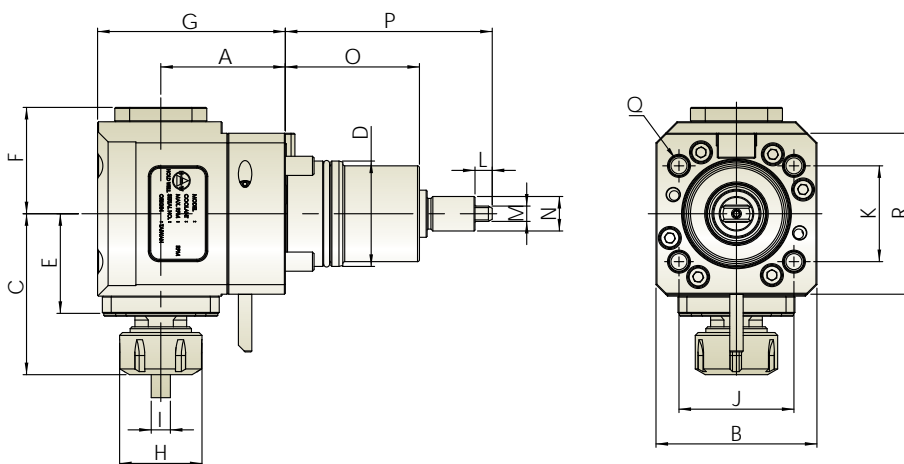
Model No.	A max	B	C	D	E	F	G	H	I	J	K	L	M	N	O	N.W.(KG)
THM-A04-55N	70	80	84	55	37	43	ER25(2~16)	50	60	108	M10	9	8	18	70	2.9
THM-A05-65N	62	91	91	65	24	50	ER32(3~20)	69	71	92.5	M12	14.2	10	27.5	67	3

NAKAMURA

## Radial Tool Holder 徑向動力刀座

External Coolant  
外部出水

Gear Ratio 齒輪比 **1 : 1**
 R.P.M. Max. 轉速最高 **4,000 RPM**
 Rotation 轉向



Unit : mm

Model No.	A	B	C max	D	E	F	G	H	I	J	K	L	M	N	O	P	Q	R	N.W.(KG)
THM-B04.65-55N	65	84	84	55	52	55.5	98	43	ER25(2~16)	60	50	9	8	18	70	108	M10	84	6.6
THM-B05.65-65N	65	91	92.5	65	56	54.5	101	50	ER32(3~20)	71	67	14	10	27.5	67	92.5	M12	94	7.9

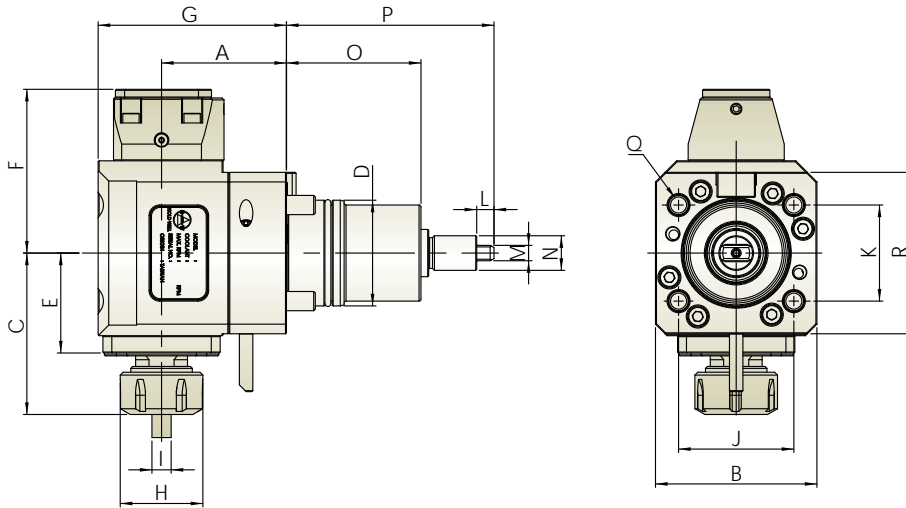
# Driven & Static Tool Holder



## Radial Tool Holder 徑向動力刀座

Internal Coolant  
中心出水

Gear Ratio 齒輪比 1:1
 R.P.M. Max. 轉速最高 4,000 RPM
 Rotation 轉向
 IN OUT



Unit : mm

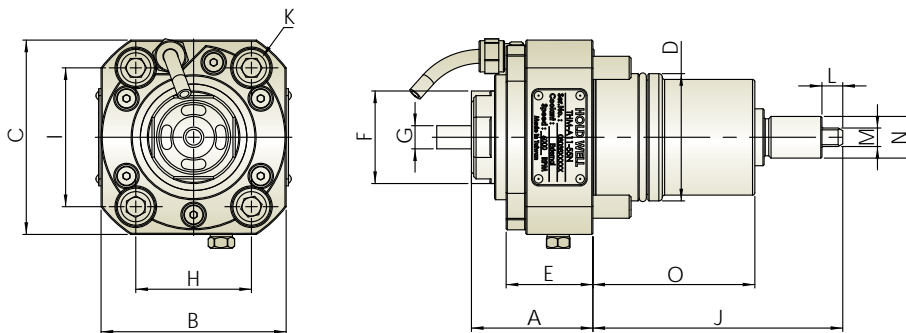
Model No.	A	B	C max	D	E	F	G	H	I	J	K	L	M	N	O	P	Q	N.W.(KG)
THM-B04.65-55NI	65	84	84	55	52	85.2	98	43	ER25(2~16)	60	50	9	8	18	70	108	M10	7.1

## Axial Female Thread Tool Holder 軸向內牙動力刀座

External Coolant  
外部出水

R.P.M. Max. 轉速最高 6,000 RPM
 Rotation 轉向
 IN OUT

- ER Collet is according to DIN 6499. ● 輸出軸筒夾為 DIN 6499



Unit : mm

Model No.	A	B	C	D	E	F	G	H	I	J	K	L	M	N	O	N.W.(KG)
THM-A11-55N	52.5	80	84	55	37.5	40	ER25(2~16)	50	60	108	M10	9	8	18	70	2.8

※ 內牙扳手為選購配件，詳細規格請見 P82 。 ER wrench is not included and its specification is shown on P82 .

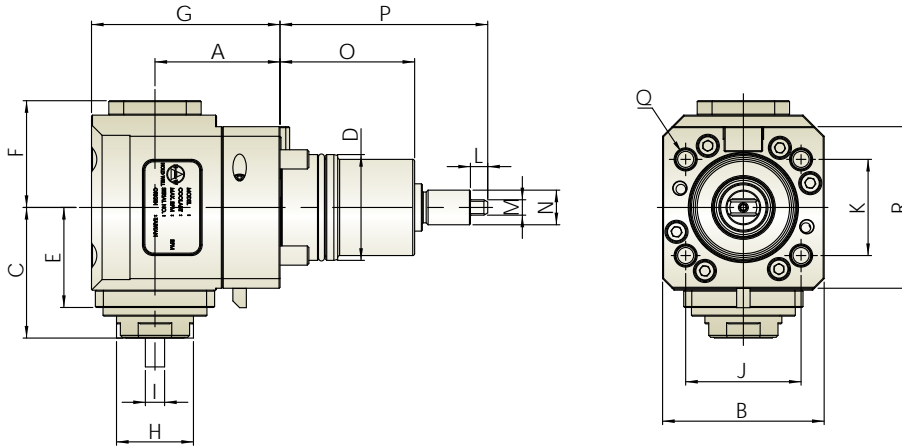
# Driven & Static Tool Holder



## Radial Female Thread Tool Holder 徑向內牙動力刀座

External Coolant  
外部出水

Gear Ratio 齒輪比 1:1
 R.P.M. Max. 轉速最高 4,000 RPM
 Rotation 轉向



Unit : mm

Model No.	A	B	C	D	E	F	G	H	I	J	K	L	M	N	O	P	Q	R	N.W.(KG)
THM-B11.65-55N	65	84	68	55	52	55.5	98	40	ER25(2~16)	60	50	9	8	18	70	108	M10	84	6.3

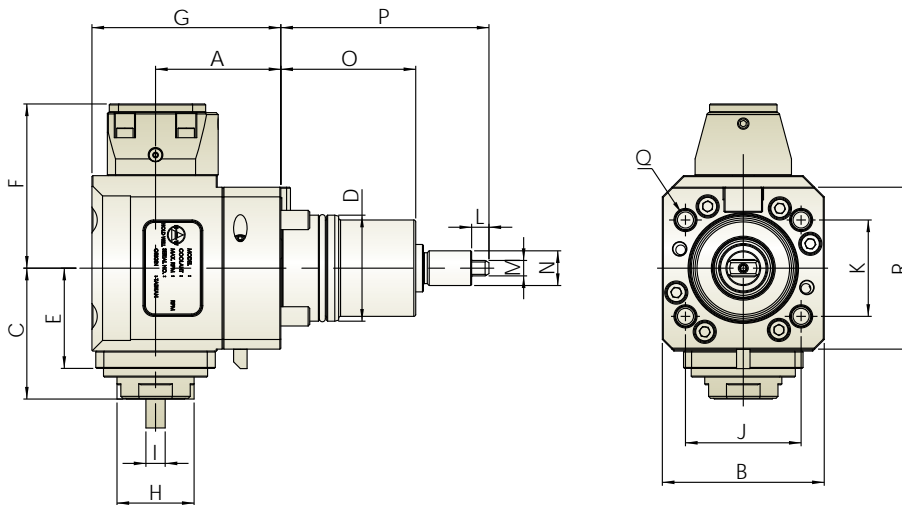
※ 內牙扳手為選購配件，詳細規格請見 P82 。 ER wrench is not included and its specification is shown on P82 .

NAKAMURA

## Radial Female Thread Tool Holder 徑向內牙動力刀座

Internal Coolant  
中心出水

Gear Ratio 齒輪比 1:1
 R.P.M. Max. 轉速最高 4,000 RPM
 Rotation 轉向



Unit : mm

Model No.	A	B	C	D	E	F	G	H	I	J	K	L	M	N	O	P	Q	R	N.W.(KG)
THM-B11.65-55NI	65	84	68	55	52	85.2	98	40	ER25(2~16)	60	50	9	8	18	70	108	M10	84	6.8





※ 內牙扳手為選購配件，詳細規格請見 P82 。 ER wrench is not included and its specification is shown on P82 .

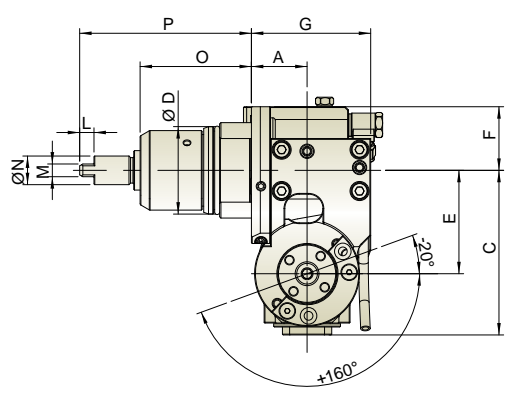
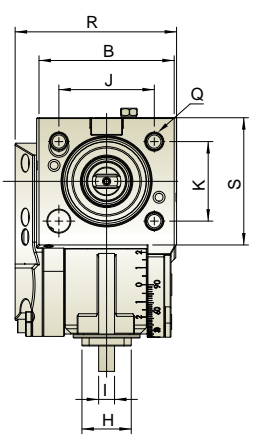
# Driven & Static Tool Holder



## Angle Adjustable Female Thread Tool Holder 萬向內牙動力刀座

External Coolant  
外部出水

 Gear Ratio 齒輪比	1 : 1	 R.P.M. Max. 轉速最高	4,000 RPM	 Rotation 轉向	
---	-------	---	-----------	--	--



Unit : mm

Model No.	A	B	C	D	E	F	G	H	I	J	K	L	M	N	O	P	Q	R	S	N.W.(KG)
THM-E09.35-55N	35	85	103.5	55	65	40	75	31	ER16(1~10)	60	50	9	8	18	70	108	M10	101.5	80	6.4

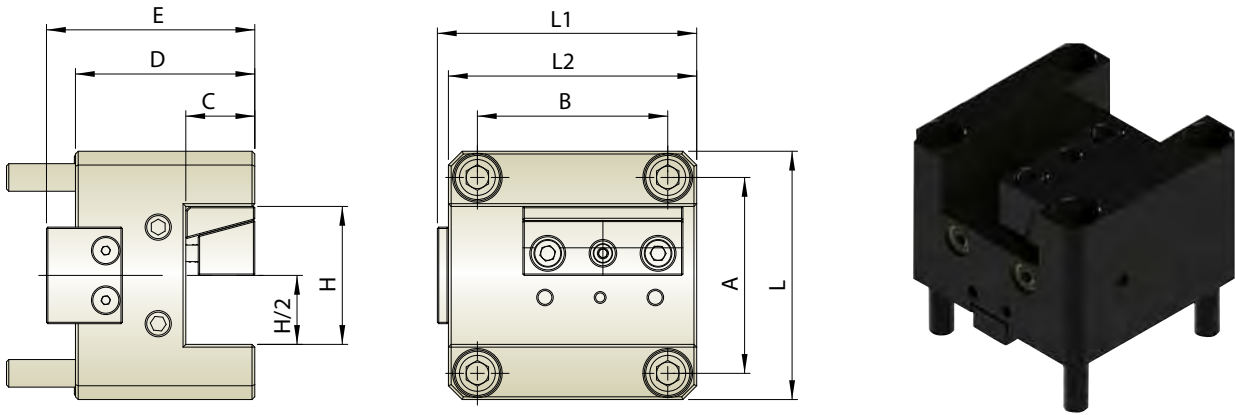
※ 內牙扳手為選購配件，詳細規格請見 P82 。 ER wrench is not included and its specification is shown on P82 .

NAKAMURA

# Driven & Static Tool Holder



## Face and ID Tool Holder B1 端面内徑刀座 B1

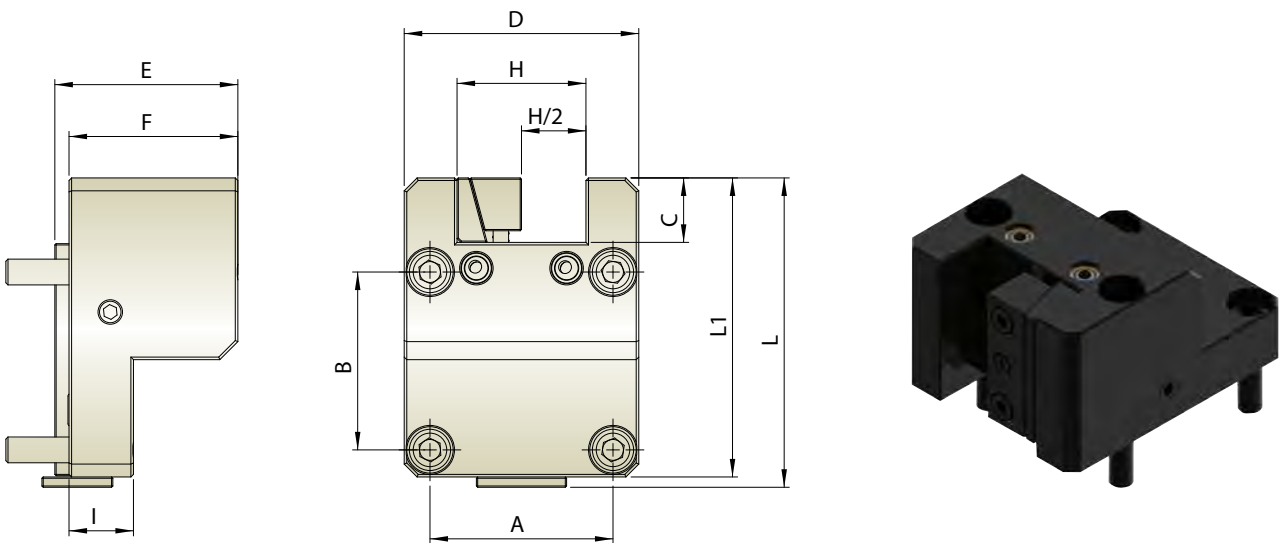


Unit : mm

Model No.	A	B	C	D	E	H	H/2	L	L1	L2	N.W.(KG)
THL-NWT-B1-6525	71	69	25	65	75.5	50	25	90	94	90	4.4

NAKAMURA

## Face and OD Tool Holder C1 端面外徑刀座 C1



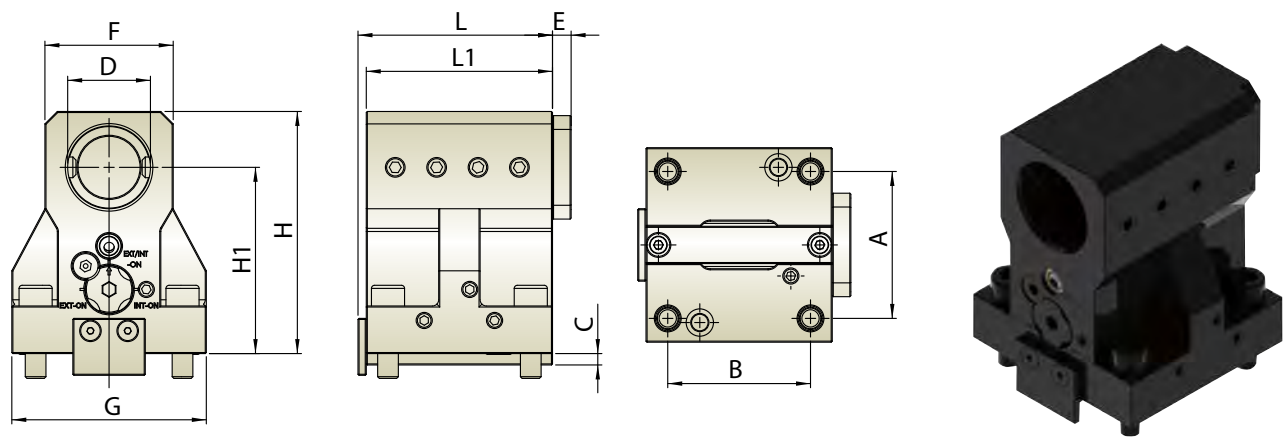
Unit : mm

Model No.	A	B	C	D	E	F	H	H/2	I	L	L1	N.W.(KG)
THL-NWT-C1-6525	71	69	25	91	71	65.5	50	25	25	120	116	3.9





## Boring Bar Tool Holder T1 徑向內孔刀座 T1

Adjustable Coolant  
可調式出水



Unit : mm

Model No.	A	B	C	D	E	F	G	H	H/1	L	L1	N.W.(KG)
THL-NWT-T1-654090-AI	71	69	5.5	40	9	62	94	117	90	94	90	5.6






# BMT

車銑複合機刀座  
Driven & Static Tool Holder

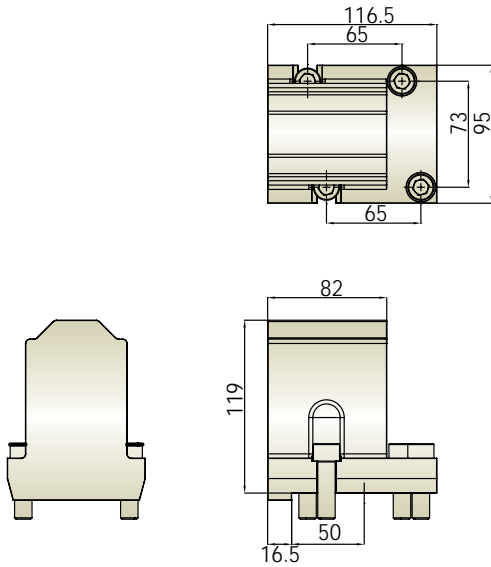


## OKUMA





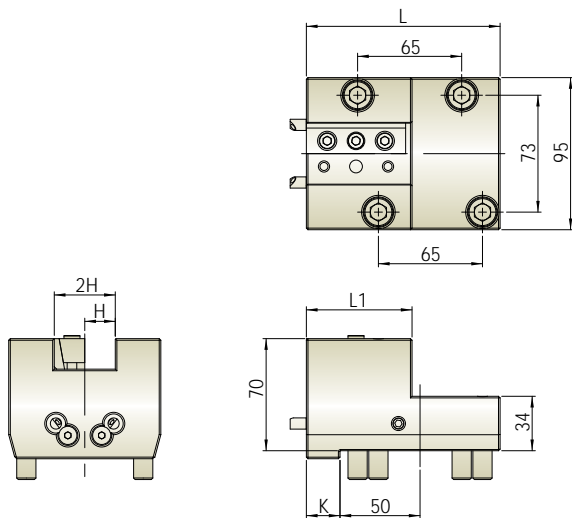
## • Boring Blank Holder A1 • 徑向内孔素材刀座 A1



Unit : mm

Model No.	N.W.(KG)
THL-KB2-A1-6090	6.2

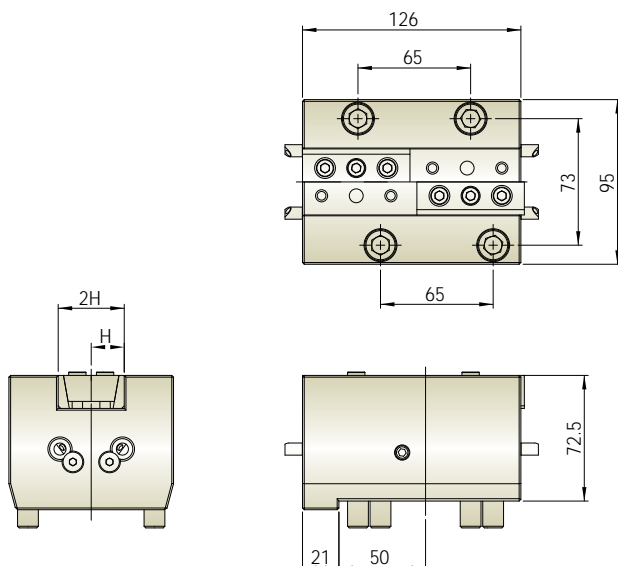
## • Face and ID Tool Holder B1 • 端面内徑刀座 B1



Unit : mm


Model No.	H	K	L	L1	N.W.(KG)
THL-KB2-B1-6019.05	19.05	21	121	66	4.5
THL-KB2-B1-6020	20	21	121	66	4.5
THL-KB2-B1-6025	25	26	126	72	4.6
THL-KB2-B1-6025.4	25.4	26	126	72	4.6

## • Face and ID Tool Holder B2 • 端面内徑刀座 B2

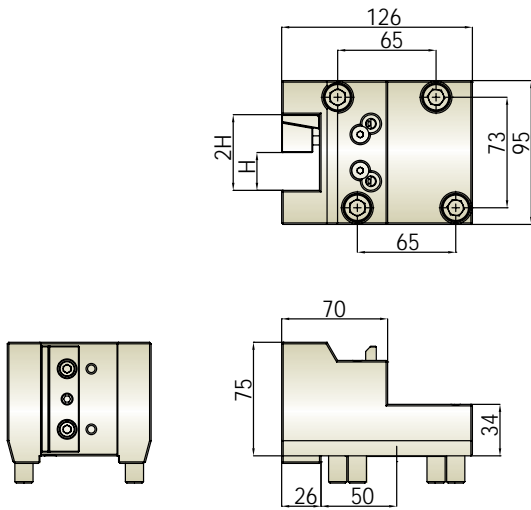


Unit : mm

Model No.	H	N.W.(KG)
THL-KB2-B2-6019.05	19.05	6.2
THL-KB2-B2-6020	20	6.2
THL-KB2-B2-6025	25	5.9
THL-KB2-B2-6025.4	25.4	5.9



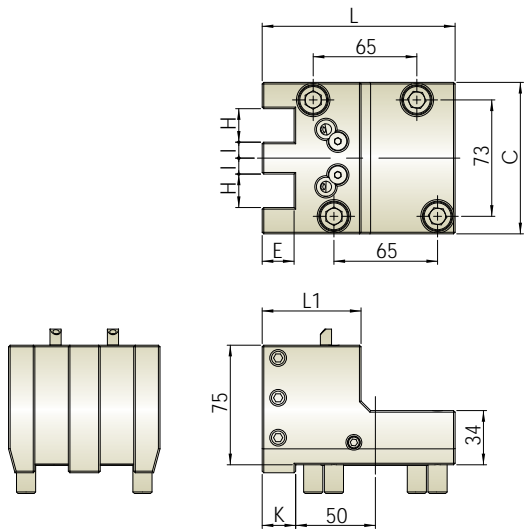
• Single Face and OD Tool Holder C1 • 單刃端面外徑刀座 C1



Unit : mm

Model No.	H	N.W.(KG)
THL-KB2-C1-6019.05	19.05	4.3
THL-KB2-C1-6020	20	4.3
THL-KB2-C1-6025	25	4.4
THL-KB2-C1-6025.4	25.4	4.4

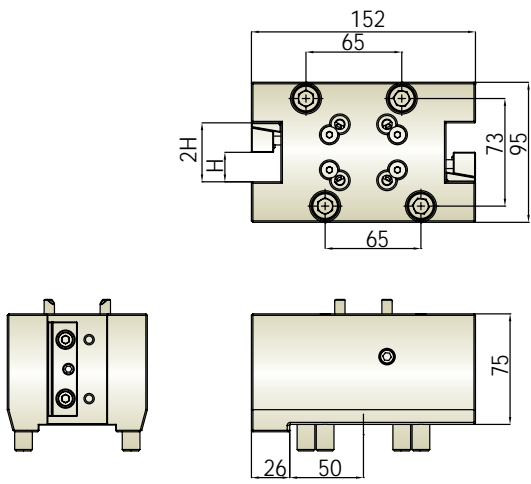
• Double Face and OD Tool Holder C2 • 雙刃端面外徑刀座 C2



Unit : mm

Model No.	C	E	H	I	K	L	L1	N.W.(KG)
THL-KB2-C2-6019.05	95	20	21	10	21	121	62	4.3
THL-KB2-C2-6020	95	20	21	10	21	121	62	4.3
THL-KB2-C2-6025	108	25	26	10	26	126	67	4.3
THL-KB2-C2-6025.4	108	25.4	26.4	9.525	26	126	67	4.3

• Double Face and OD Tool Holder CD1 • 雙刃端面外徑刀座 CD1



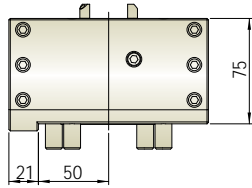
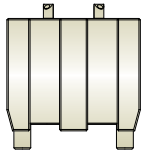
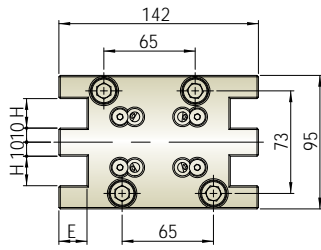
Unit : mm

Model No.	H	N.W.(KG)
THL-KB2-CD1-6019.05	19.05	7.6
THL-KB2-CD1-6020	20	7.6
THL-KB2-CD1-6025	25	7.3
THL-KB2-CD1-6025.4	25.4	7.3

OKUMA



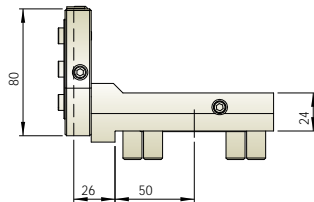
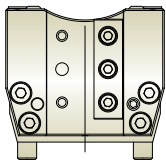
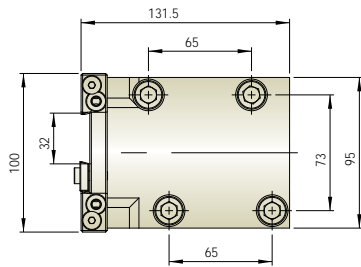
## • Quadruple Face and OD Tool Holder CD2 • 四刃端面外徑刀座 CD2



Unit : mm

Model No.	E	H	N.W.(KG)
THL-KB2-CD2-6019.05	20	21	6.6
THL-KB2-CD2-6020	20	21	6.6

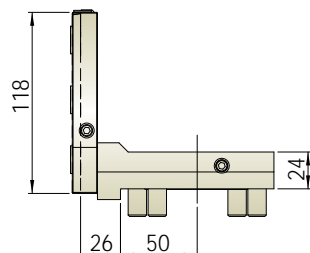
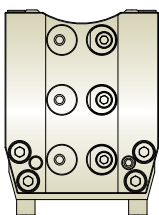
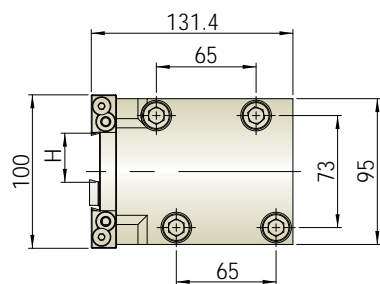
## • Cut-Off Tool Holder H1 • 切斷刀座 H1



Unit : mm

Model No.	H	N.W.(KG)
THL-KB2-H1-6032	32	2.8

## • Cut-Off Tool Holder H3 • 切斷刀座 H3

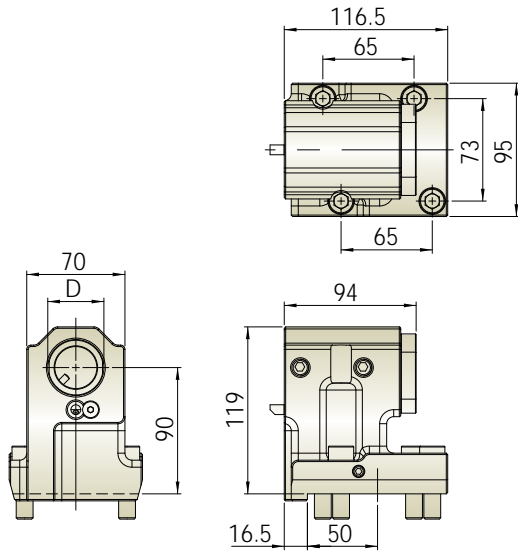


Unit : mm

Model No.	H	N.W.(KG)
THL-KB2-H3-6032	32	3.2



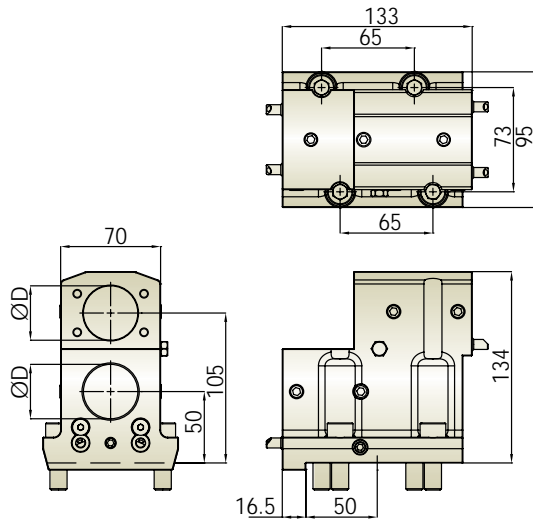
• Boring Bar Tool Holder T1 (Internal coolant) • 徑向內孔刀座 T1 (中心出水)



Unit : mm

Model No.	ØD	N.W.(KG)
THL-KB2-T1-6031.7590-I	31.75	4.9
THL-KB2-T1-603290-I	32	4.9
THL-KB2-T1-6038.190-I	38.1	4.7
THL-KB2-T1-604090-I	40	4.7

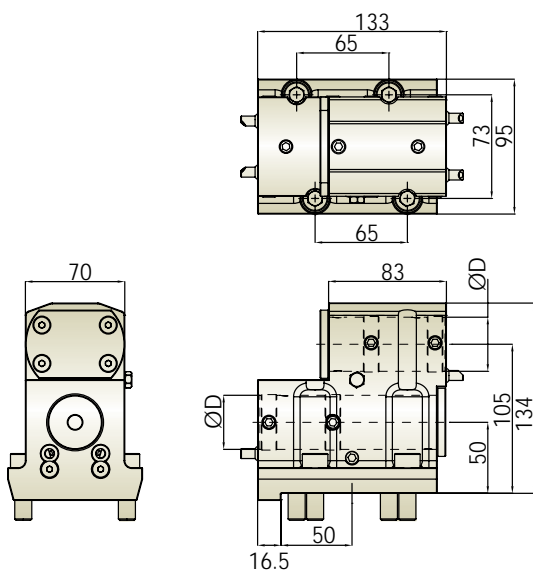
• 2-Pos. Boring Bar Tool Holder T2 • 徑向雙孔刀座 T2



Unit : mm

Model No.	ØD	N.W.(KG)
THL-KB2-T2-6038.150	38.1	5.5
THL-KB2-T2-604050	40	5.5

• 2-Pos. Boring Bar Tool Holder T2 (Internal Coolant) • 徑向雙孔刀座 T2 (中心出水)



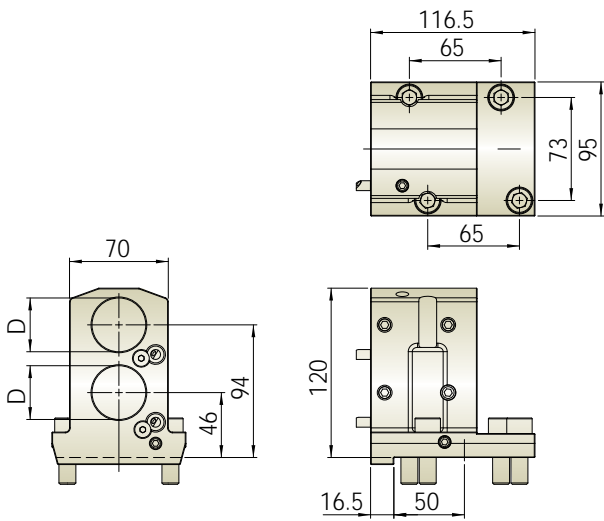
Unit : mm

Model No.	ØD	N.W.(KG)
THL-KB2-T2-6038.150-I	38.1	5.9
THL-KB2-T2-604050-I	40	5.9

OKUMA



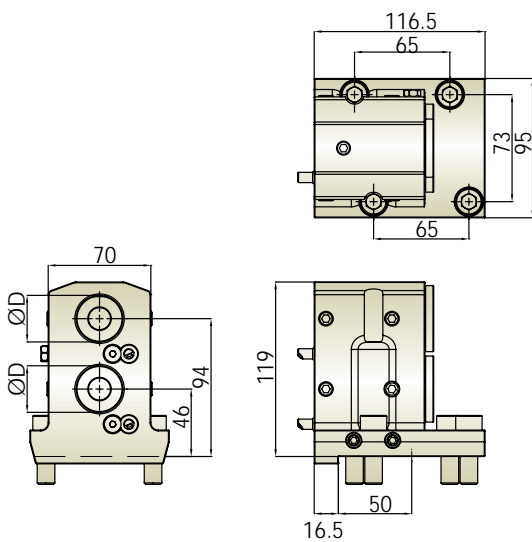
## • 2-Pos. Boring Bar Tool Holder T3 • 徑向雙孔刀座 T3



Unit : mm

Model NO.	D	N.W.(KG)
THL-KB2-T3-6038.146	38.1	3.8
THL-KB2-T3-604046	40	3.8

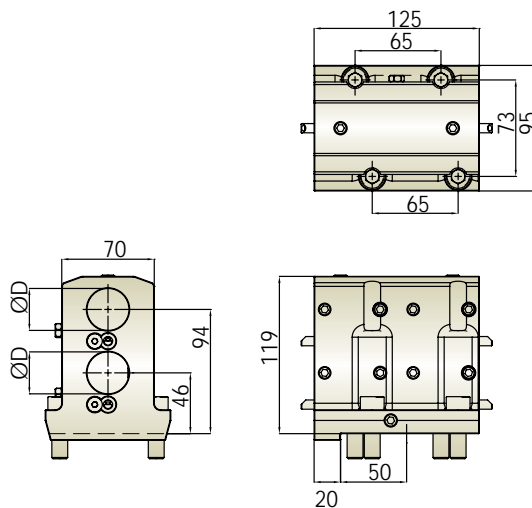
## • 2-Pos. Boring Bar Tool Holder T3 (Internal Coolant) • 徑向雙孔刀座 T3 (中心出水)



Unit : mm

Model No.	ØD	N.W.(KG)
THL-KB2-T3-6031.7546-I	31.75	4.5
THL-KB2-T3-603246-I	32	4.5

## • 2-Pos. Boring Bar Tool Holder T4 (Internal Coolant) • 徑向雙孔刀座 T4 (中心出水)

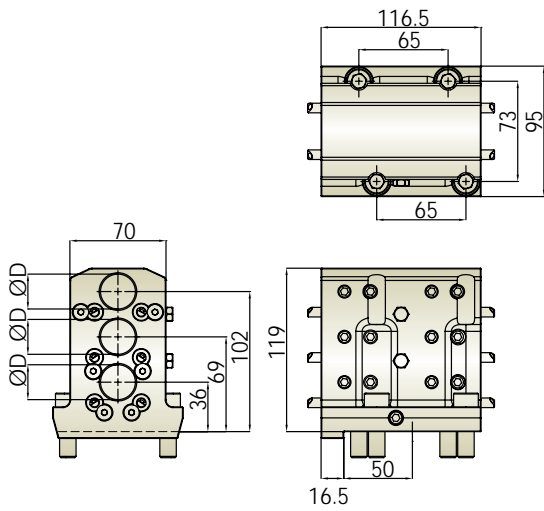


Unit : mm

Model No.	ØD	N.W.(KG)
THL-KB2-T4-6031.7546-I	31.75	6
THL-KB2-T4-603246-I	32	6



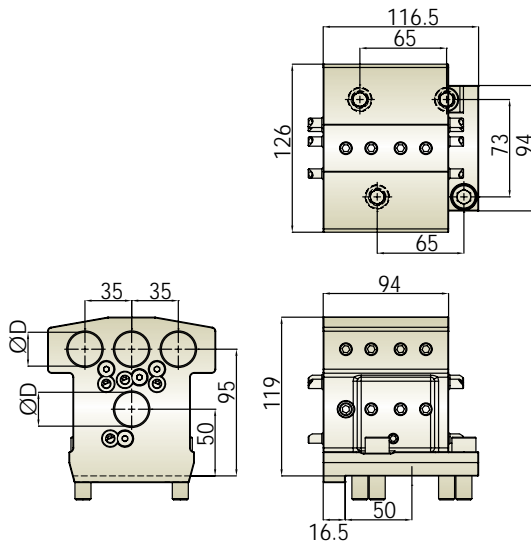
## • 3-Pos. Boring Bar Tool Holder T5 • 徑向三孔刀座 T5



Unit : mm

Model No.	ØD	N.W.(KG)
THL-KB2-T5-602536	25	5.4
THL-KB2-T5-6025.436	25.4	5.4


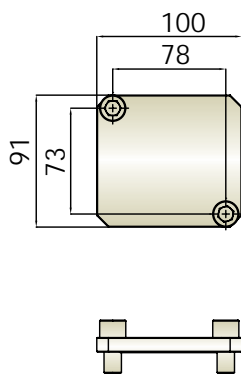
## • 4-Pos. Boring Bar Tool Holder T6 • 徑向四孔刀座 T6



Unit : mm

Model No.	ØD	N.W.(KG)
THL-KB2-T6-602550	25	6
THL-KB2-T6-6025.450	25.4	6

## • Plug • 防塵蓋

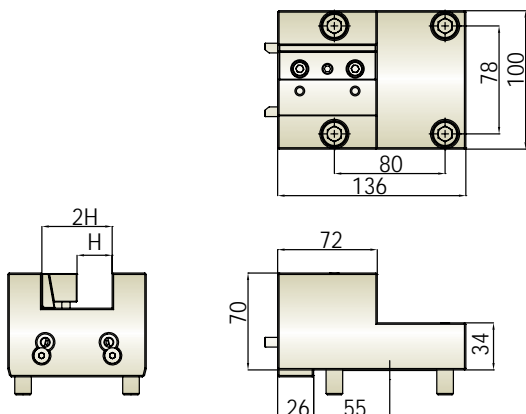


Unit : mm

Model No.	N.W.(KG)
2TH-00237	0.7




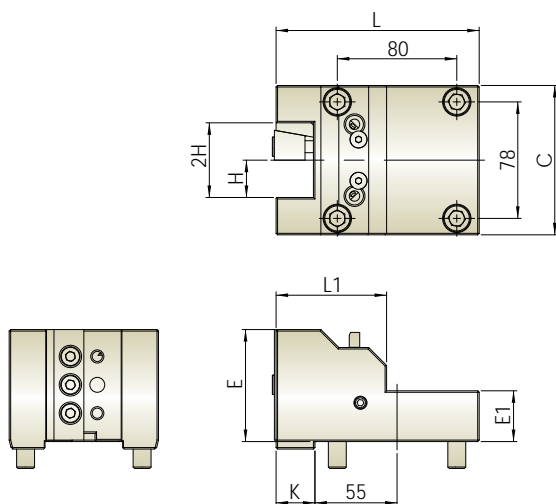
## • Face and ID Tool Holder B1 • 端面內徑刀座 B1



Unit : mm

Model No.	H	N.W.(KG)
THL-KB4-B1-6025	25	52
THL-KB4-B1-6025.4	25.4	52

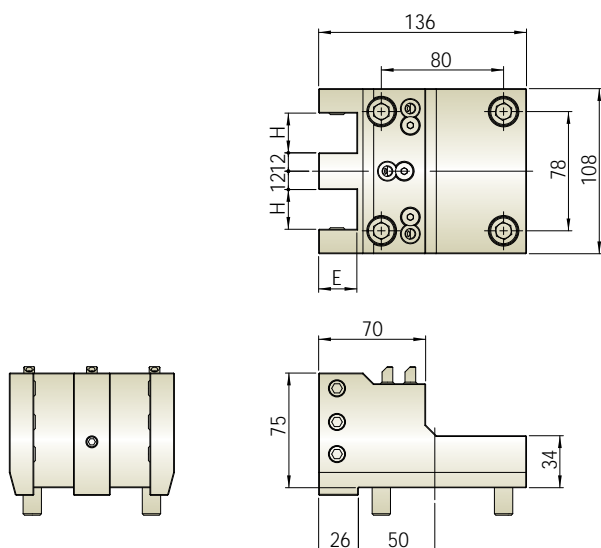
## • Single Face and OD Tool Holder C1 • 單刃端面外徑刀座 C1



Unit : mm

Model No.	C	E	E1	H	K	L	L1	N.W.(KG)
THL-KB4-C1-6025	100	75	34	25	26	136	74	5.1
THL-KB4-C1-6025.4	100	75	34	25.4	26	136	74	5
THL-KB4-C1-6031.75	115	80	39	31.75	33	143	81	6.4
THL-KB4-C1-6032	115	80	39	32	33	143	81	6.4

## • Double Face and OD Tool Holder C2 • 雙刃端面外徑刀座 C2



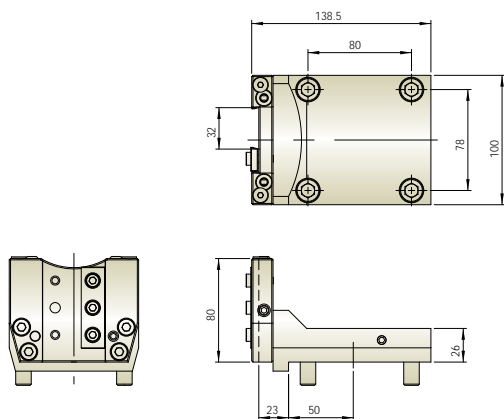
Unit : mm

Model No.	E	H	N.W.(KG)
THL-KB4-C2-6025	25	26	5.3
THL-KB4-C2-6025.4	25	26	5.3





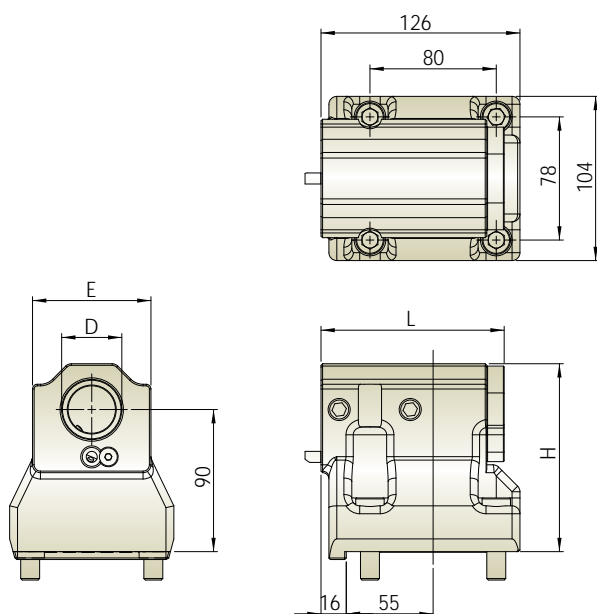
## • Cut-Off Tool Holder H1 • 切斷刀座 H1



Unit : mm

Model No.	H	N.W.(KG)
THL-KB4-H1-6032	32	3.4

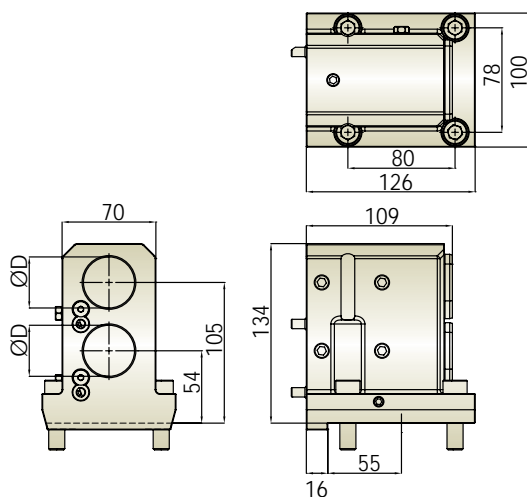
## • Boring Bar Tool Holder T1 (Internal coolant) • 徑向內孔刀座 T1 (中心出水)



Unit : mm

Model No.	D	E	H	L	N.W.(KG)
THL-KB4-T1-6038.190-I	38.1	75	119	116	6.3
THL-KB4-T1-604090-I	40	75	119	116	6.2
THL-KB4-T1-605090-I	50	86	133	118	7.2
THL-KB4-T1-6050.890-I	50.8	86	133	118	7.3

## • 2-Pos. Boring Bar Tool Holder T3 (Internal Coolant) • 徑向雙孔刀座 T3 (中心出水)


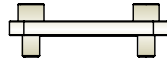
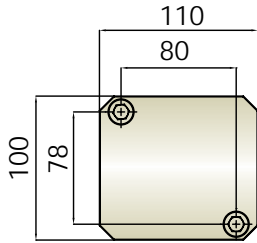


Unit : mm

Model No.	ØD	N.W.(KG)
THL-KB4-T3-6038.154-I	38.1	6
THL-KB4-T3-604054-I	40	6




• Plug • 防塵蓋

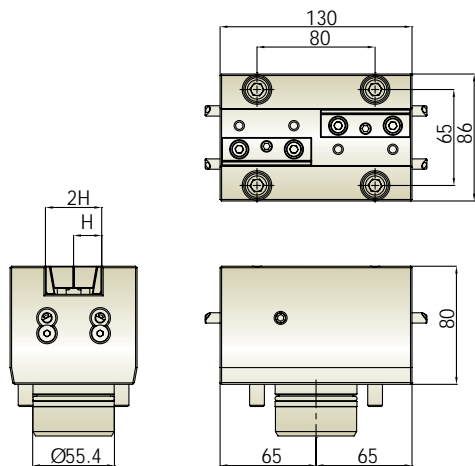


Unit : mm

Model No.	N.W.(KG)
2TH-00255	0.8



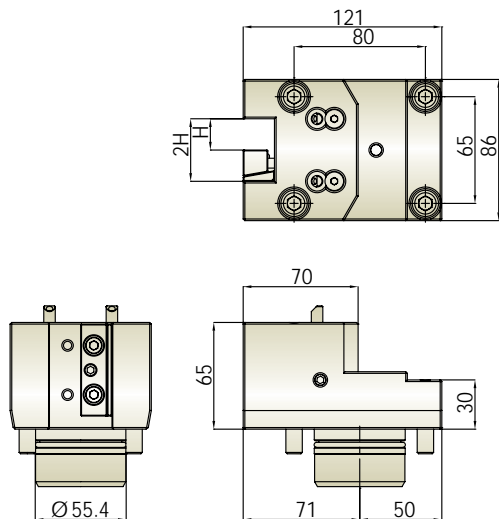
• Face and ID Tool Holder B2 • 端面内徑刀座 B2



Unit : mm

Model No.	H	N.W.(KG)
THL-KT2-B2-55.419.05	19.05	6.7
THL-KT2-B2-55.420	20	6.7

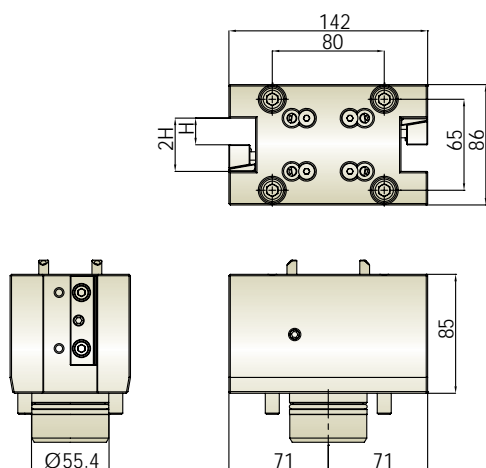
• Single Face and OD Tool Holder C1 • 單刃端面外徑刀座 C1



Unit : mm


Model No.	H	N.W.(KG)
THL-KT2-C1-55.419.05	19.05	4.2
THL-KT2-C1-55.420	20	4.2

• Double Face and OD Tool Holder CD1 • 雙刃端面外徑刀座 CD1

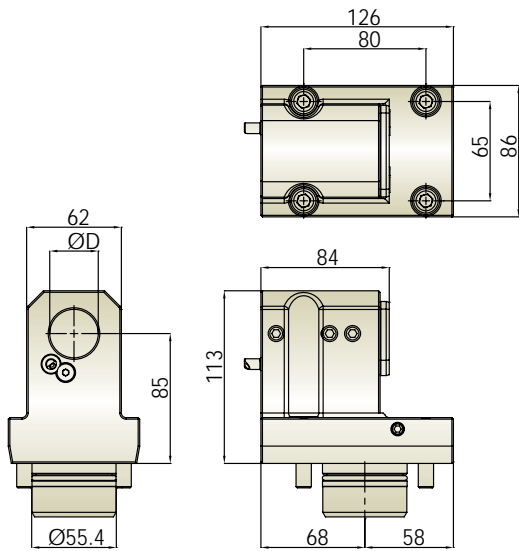


Unit : mm

Model No.	H	N.W.(KG)
THL-KT2-CD1-55.419.05	19.05	7.6
THL-KT2-CD1-55.420	20	7.6



• Boring Bar Tool Holder T1 (Internal Coolant) • 徑向内孔刀座 T1 (中心出水)

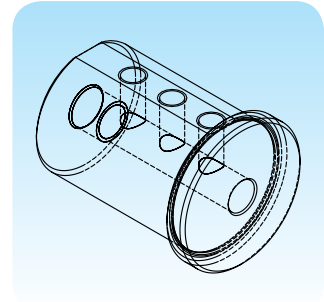


Unit : mm

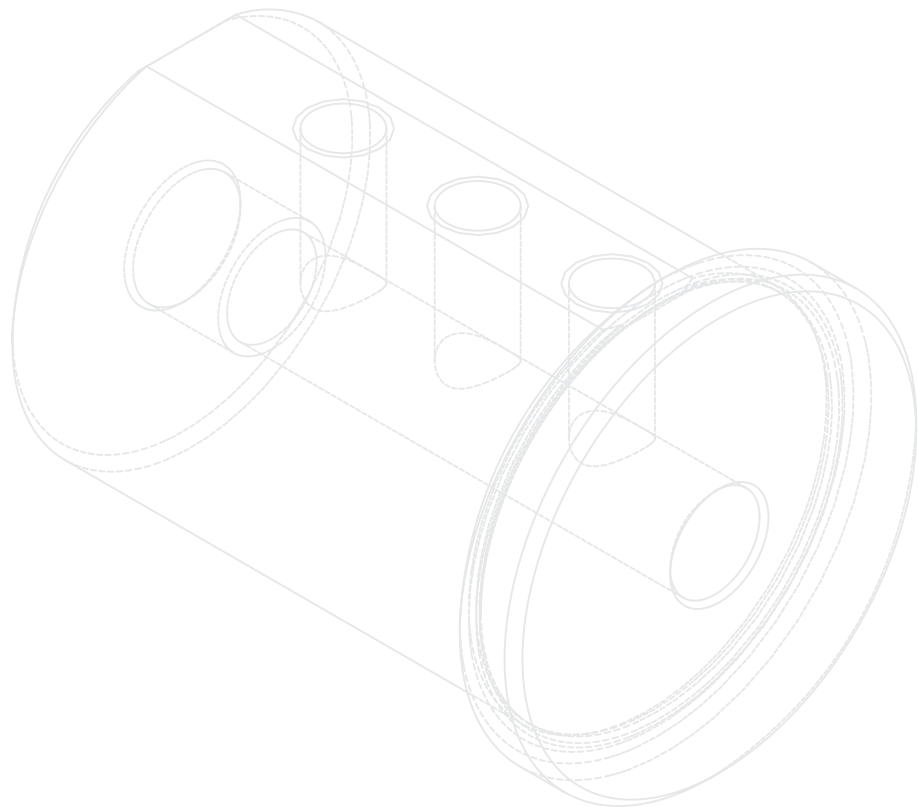
Model No.	D	N.W.(KG)
THL-KT2-T1-55.431.7585-I	31.75	5
THL-KT2-T1-55.43285-I	32	5

# BMT

車銑複合機刀座  
Driven & Static Tool Holder

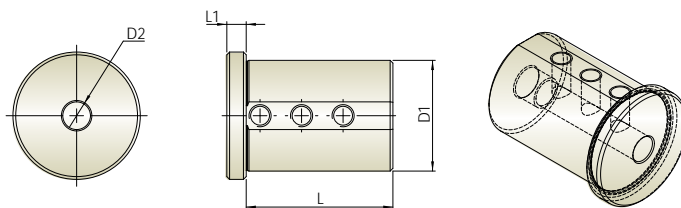


## ADAPTOR SLEEVE



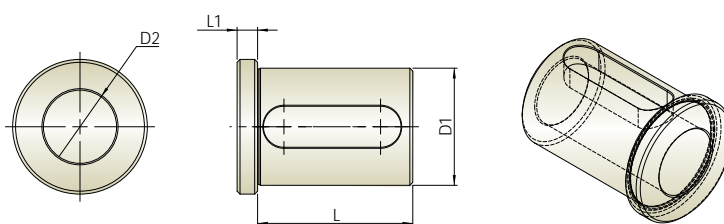


## THV-AS06 Adaptor Sleeve 刀套



Order No.	Model No.	D1	D2	L	L1
712-0613001	THV-AS06-20.06	20	6	45	7
712-0613002	THV-AS06-20.08	20	8	45	7
712-0613003	THV-AS06-20.10	20	10	45	7
712-0613004	THV-AS06-20.12	20	12	45	7
712-0601001	THV-AS06-25.06	25	6	46	4
712-0601002	THV-AS06-25.08	25	8	46	4
712-0601003	THV-AS06-25.10	25	10	46	4
712-0601004	THV-AS06-25.12	25	12	46	4
712-0602001	THV-AS06-32.06	32	6	53	5
712-0602002	THV-AS06-32.08	32	8	53	5
712-0602003	THV-AS06-32.10	32	10	53	5
712-0602004	THV-AS06-32.12	32	12	53	5
712-0603014	THV-AS06-40.06	40	6	53	7
712-0603001	THV-AS06-40.08	40	8	53	7
712-0603002	THV-AS06-40.10	40	10	53	7
712-0603003	THV-AS06-40.12	40	12	53	7
712-0604001	THV-AS06-50.10	50	10	70	5
712-0604002	THV-AS06-50.12	50	12	70	5
712-0604003	THV-AS06-50.16	50	16	70	5
712-0604004	THV-AS06-50.20	50	20	70	5
712-0604005	THV-AS06-50.25	50	25	70	5

Unit : mm

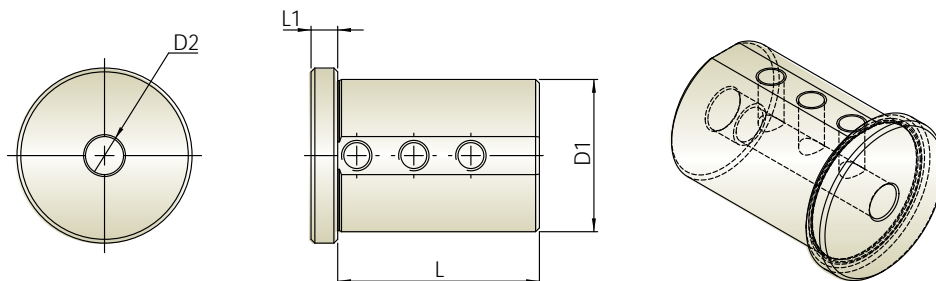


Order No.	Model No.	D1	D2	L	L1
712-0613005	THV-AS06-20.16	20	16	45	7
712-0601005	THV-AS06-25.16	25	16	46	4
712-0601007	THV-AS06-25.20	25	20	50	4
712-0602005	THV-AS06-32.16	32	16	53	5
712-0602006	THV-AS06-32.20	32	20	53	5
712-0602007	THV-AS06-32.25	32	25	53	5
712-0603004	THV-AS06-40.16	40	16	53	7
712-0603006	THV-AS06-40.20	40	20	53	7
712-0603007	THV-AS06-40.25	40	25	53	7
712-0603013	THV-AS06-40.32	40	32	53	7
712-0604006	THV-AS06-50.32	50	32	70	5
712-0604007	THV-AS06-50.40	50	40	70	5

Unit : mm



## THV-AS07 Adaptor Sleeve 刀套

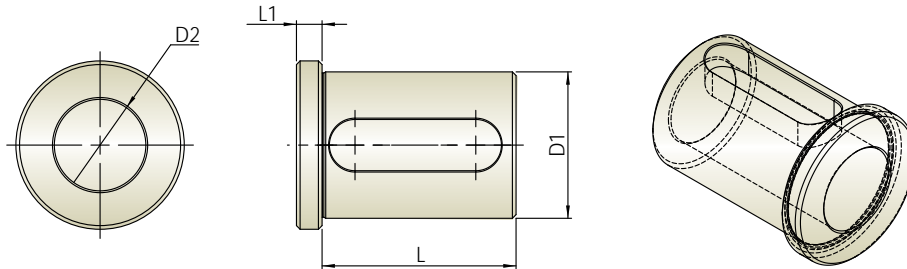


Order No.	Model No.	D1	D2	L	L1
712-0702001	THV-AS07-32.06	32	6	73	12
712-0702002	THV-AS07-32.08	32	8	73	12
712-0702003	THV-AS07-32.10	32	10	85	15
712-0702004	THV-AS07-32.12	32	12	85	15
712-0702005	THV-AS07-32.16	32	16	85	15
712-0703015	THV-AS07-40.06	40	6	85	15
712-0703001	THV-AS07-40.08	40	8	85	15
712-0703002	THV-AS07-40.10	40	10	85	15
712-0703003	THV-AS07-40.12	40	12	85	15
712-0703004	THV-AS07-40.16	40	16	85	15
712-0704001	THV-AS07-50.06	50	6	85	15
712-0704002	THV-AS07-50.08	50	8	85	15
712-0704003	THV-AS07-50.10	50	10	85	15
712-0704004	THV-AS07-50.12	50	12	85	15
712-0704005	THV-AS07-50.16	50	16	85	15
712-0704006	THV-AS07-50.20	50	20	85	15
712-0704007	THV-AS07-50.25	50	25	85	15
712-0704010	THV-AS07-50.08L	50	8	100	15
712-0704011	THV-AS07-50.10L	50	10	100	15
712-0704012	THV-AS07-50.12L	50	12	100	15
712-0704013	THV-AS07-50.16L	50	16	100	15
712-0704014	THV-AS07-50.20L	50	20	100	15
712-0704015	THV-AS07-50.25L	50	25	100	15
712-0704016	THV-AS07-50.32L	50	32	100	15
712-0705015	THV-AS07-60.04	60	4	105	15
712-0705016	THV-AS07-60.08	60	8	110	10
712-0705017	THV-AS07-60.10	60	10	110	15
712-0705001	THV-AS07-60.12	60	12	110	10
712-0705002	THV-AS07-60.16	60	16	110	10
712-0705003	THV-AS07-60.20	60	20	110	10
712-0705004	THV-AS07-60.25	60	25	110	10
712-0705005	THV-AS07-60.32	60	32	110	10
712-0705006	THV-AS07-60.40	60	40	110	10

Unit : mm




## THV-AS07 Adaptor Sleeve 刀套



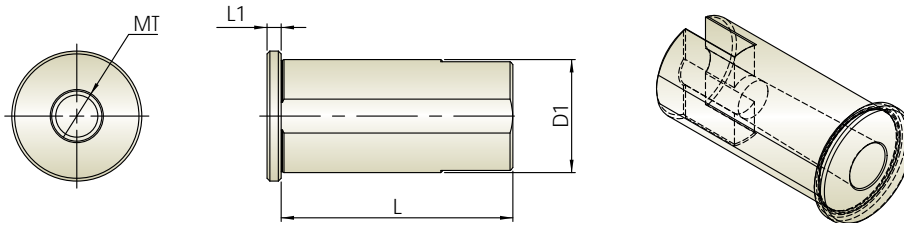
Order No.	Model No.	D1	D2	L	L1
712-0702006	THV-AS07-32.20	32	20	85	15
712-0702007	THV-AS07-32.25	32	25	85	15
712-0703006	THV-AS07-40.20	40	20	85	15
712-0703007	THV-AS07-40.25	40	25	85	15
712-0703008	THV-AS07-40.32	40	32	85	15
712-0704008	THV-AS07-50.32	50	32	85	15
712-0704009	THV-AS07-50.40	50	40	85	15
712-0704017	THV-AS07-50.40L	50	40	100	15
712-0705007	THV-AS07-60.50	60	50	110	10

Unit : mm





## THV-AS08 Adaptor Sleeve 刀套

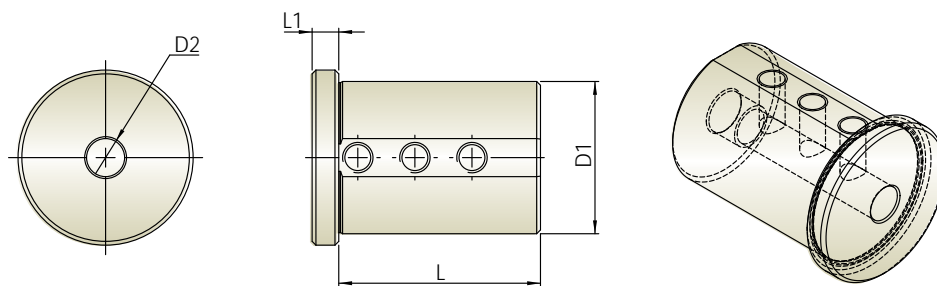


Order No.	Model No.	D1	D2	L	L1
712-0801001	THV-AS08-25.MT1	25	MT1	60	15
712-0801002	THV-AS08-25.MT2	25	MT2	60	15
712-0801003	THV-AS08-25.MT3	25	MT3	60	30
712-0802001	THV-AS08-32.MT1	32	MT1	65	10
712-0802002	THV-AS08-32.MT2	32	MT2	65	10
712-0802003	THV-AS08-32.MT3	32	MT3	75	25
712-0803001	THV-AS08-40.MT1	40	MT1	82	5
712-0803002	THV-AS08-40.MT2	40	MT2	82	5
712-0803003	THV-AS08-40.MT3	40	MT3	82	5
712-0803004	THV-AS08-40.MT4	40	MT4	86	30
712-0804001	THV-AS08-50.MT1	50	MT1	100	20
712-0804002	THV-AS08-50.MT2	50	MT2	100	20
712-0804003	THV-AS08-50.MT3	50	MT3	100	20
712-0804004	THV-AS08-50.MT4	50	MT4	100	20

Unit : mm

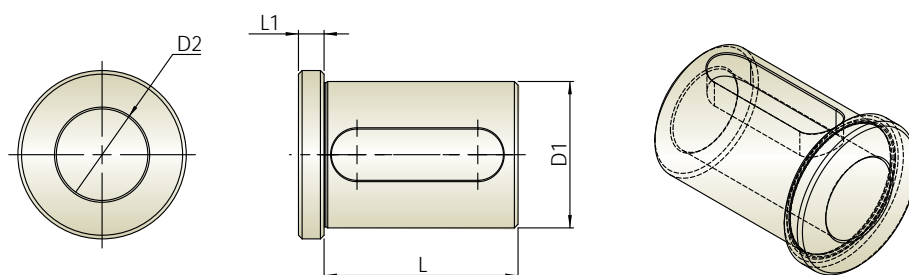


## THV-AS12 Adaptor Sleeve 刀套




Order No.	Model No.	D1	D2	L	L1
712-1202001	THV-AS12-32.06	32	6	75	6
712-1202002	THV-AS12-32.08	32	8	75	6
712-1202003	THV-AS12-32.10	32	10	75	6
712-1202004	THV-AS12-32.12	32	12	75	6
712-1203001	THV-AS12-40.08	40	8	74	6
712-1203002	THV-AS12-40.10	40	10	74	6
712-1203003	THV-AS12-40.12	40	12	74	6
712-1203004	THV-AS12-40.16	40	16	74	6
712-1204001	THV-AS12-50.08	50	8	84	6
712-1204002	THV-AS12-50.10	50	10	84	6
712-1204003	THV-AS12-50.12	50	12	84	6
712-1204004	THV-AS12-50.16	50	16	84	6
712-1204005	THV-AS12-50.20	50	20	84	6

Unit : mm



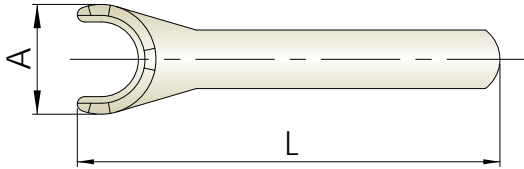
Order No.	Model No.	D1	D2	L	L1
712-1202005	THV-AS12-32.16	32	16	75	6
712-1202006	THV-AS12-32.20	32	20	75	6
712-1202007	THV-AS12-32.25	32	25	75	6
712-1203005	THV-AS12-40.20	40	20	74	6
712-1203006	THV-AS12-40.25	40	25	74	6
712-1203007	THV-AS12-40.32	40	32	74	6
712-1204006	THV-AS12-50.25	50	25	84	6
712-1204007	THV-AS12-50.32	50	32	84	6
712-1204008	THV-AS12-50.40	50	40	84	6

Unit : mm



## OPTIONAL ACCESSORY 選購配件

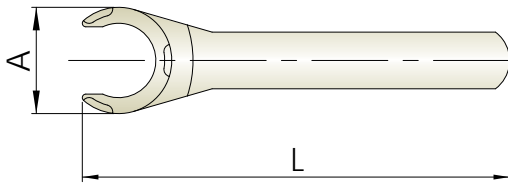
### • Wrench for nut type AZ • AZ 扳手



Unit : mm

Type	Order No.	ØA	B	C	L
ER16	1WR-00102	21	10	12	142
ER25	1WR-00118	30	10	12	167
ER32	1WR-00114	37	10	12	215

### • Wrench for nut type Zeta • Zeta 扳手



Unit : mm

Type	Order No.	ØA	B	C	L
ER16	1WR-00110	21	9.5	11.5	146
ER25	1WR-00109	30	9.5	11.5	175
ER32	1WR-00148	37	9.5	11.5	220
ER40	1WR-00137	47	9.5	11.5	245



豪力輝工業股份有限公司  
HOLD WELL INDUSTRIAL CO., LTD.

台中市大雅區雅環路2段120巷10弄31號  
31, Aly. 10, Ln. 120, Sec. 2, Yahuan Rd., DaYa Dist.,  
Taichung City 42869, Taiwan (R.O.C.)

[www.holdwell.com](http://www.holdwell.com)  
[sales@mail.holdwell.com](mailto:sales@mail.holdwell.com)

