



ISO 9001 認證


鋸切機械專業製造廠

SPECIALIST IN A WIDE ARRAY OF CIRCULAR SAWING MACHINES & CUTTING MACHINES

油壓型圓鋸機

HYDRAULIC TYPE

CIRCULAR
SAWING MACHINE



營業項目

金屬圓鋸機、鋁材切斷機、管棒倒角機、
鋸片研磨機、帶鋸機、圓鋸片

CIRCULAR SAWING MACHINE, ALUMINUM CUTTING
MACHINE, CHAMFERING MACHINE,
GRINDER, BAND SAW MACHINE and SAW BLADE.

慶祥機械工業股份有限公司
CHING HSYANG MACHINERY INDUSTRY CO., LTD.

PRECISION CIRCULAR

SAWING MACHINE

精密金屬圓鋸機



CH-400-2AI

油壓半自動型 HYDRAULIC SEMI-AUTOMATIC TYPE

[進出料架為特殊配備Optional attachments of material rack]

功能 Functions

1. 適合鋸切鋼鐵, 不銹鋼等實心材料, 厚壁管材及其他異型材料。
2. 可以90度直切, 及90度-30度左向, 90度-60度右向斜切。
1. idesal for sawing cutting solid steel and stainless steel materials as well as thick-welled tubes and other irregularly shaped materials.
2. Can handle 90° angle cutting, counterclockwise 90° - 30° and clockwise 90° - 60° beveling.

特點 Feature

1. 歐式設計, 多組齒輪傳動適合重型切削, 精度穩定。
2. 冷卻液自動循環確保工件切面平滑。
3. 垂直滑道進刀式, 進刀穩定具壽命長。
4. 鐵屑集中處理, 方便乾淨。
5. 機台結構堅固, 振動小, 機器壽命長。
6. 下刀點可前後調整, 提高鋸片使用壽命, 切削速度加快。
7. 自動潤滑系統
1. In European design, this model is driven by multi-set gears, suitable for heavy-duty cutting, featuring stable accuracy.
2. Automatic cooling-fluid circulation assures that cut faces are smooth.
3. Vertical sideway saw feeding is stable, assuring long cutter operating life.
4. Saw chips are treated together, allowing for easy and simple machine maintenance.
5. Strongly constructed this unit features low vibration and long operating life.
6. The saw can be adjusted back and forth for accurate cutting position, ensuring extended saw-blade operating life and fast cutting.
7. Auto lubrication system

標準附件 Standard Accessories

1. 基本機台。
2. 油壓系統。
3. 擋尺500mm一組。
4. 過電流保護器。
5. 計數器。
6. 圓鋸片300x2.0mm一片。
7. 工具箱。
1. Basic machine.
2. Hydraulic system.
3. 500mm position ruler x 1 set.
4. Overcurrent protector.
5. Counter.
6. Round saw blade 300 x 2.0 mm x 1 piece.
7. Tool box.

特殊附件 Optional Accessories


1. 進料滾輪料架, 依所需長度設計附尺寸擋板。
2. 變頻器。
1. Roller type feeding rack is designed according to the length required. Size stop is included.
2. Frequency converter.



C-400I

手動型

MANUAL TYPE



CH-400-2AIR

油壓半自動型

HYDRAULIC
SEMI-AUTOMATIC TYPE


數控自動左右，可調整角度

Turn left and right with automatic by
NC control, adjustable angle.



■ 可選配CE之鋸片護蓋

Can option saw blade
protective cover of CE



CH-500-2AI

油壓半自動型

HYDRAULIC
SEMI-AUTOMATIC TYPE

型號 Model		C-400-I		CH-400-2AI		CH-500-2AI	
頭部迴轉角度 Head rotation angle		90°	45°	90°	45°	90°	45°
鋸切能力 面積 Sawing Capacity Area: mm	實心棒 Solid bar ●	70	60	70	60	70	60
	圓管 Round tube ○	ø135	ø120	ø135	ø120	ø180	ø130
	角型 Angle steel L	125 x 125	120 x 120	125 x 125	120 x 120	140 x 140	130 x 130
	四方管 Square tube □	125 x 125	120 x 120	125 x 125	120 x 120	140 x 140	130 x 130
	槽型 Trough-shaped steel U	125 x 125	120 x 120	125 x 125	120 x 120	140 x 140	130 x 130
	長方型 Rectangular steel □	165 x 80	150 x 80	165 x 80	150 x 80	180 x 100	160 x 100
主機馬達 Cutting Motor		A: 3HP / 3POLE(極) B: 2HP / 8POLE(極)				5HP / 4/6 POLE(極)	
主軸轉速 Cutting Speed		A: 72/32 rpm B: 55/22 rpm				A:22 / 32 , B:44 / 63 rpm	
冷卻水泵 Cooling Pump Power		1/8HP				1/8HP	
夾鉗最大開度 MAX. vise opening		160mm				200mm	
適用鋸片 Used Circular Saw Blade		ø275~400mm		ø275~400mm		300~500mm	
機器尺寸 Dimensions (mm)		L900 x W900 x H1700		L1250 x W900 x H1950		L1200 x W900 x H1980	
機器重量 Machine Weight		450kgs		550kgs		680kgs	

本公司享有規格變更之權利，恕不另行通知。

All Specification, dimensions and design characteristics shown in this catalogue are subject to change without notice.

HYDRAULIC AUTOMATIC

油壓自動圓鋸機

CIRCULAR SAWING MACHINE

特點 Feature

1. 垂直滑道上下進退刀，進刀穩定性高，刀具壽命長，鋸切精度高。
2. 歐式設計，多組齒輪傳動，適合多重切削，精度穩定。
3. 浮動送料，快速精準。
4. 滑動自動給油潤滑，機器壽命長。
5. 使用PLC控制器，無接點，無毛病，維修簡便。
6. 冷卻液自動循環，確保工作切面平滑。
7. 控制鈕集中，簡易方便操作。
8. 配置電子式鋸片保護裝置。
9. 配置電子式鋸切數量設計及計數量。
10. 無料自動停機裝置。
11. 鋸屑集中處理方式乾淨。
12. 裝置數字顯示器，長度調整容易，快速又準確。
13. 夾具壓力可調，確保管件不變形。
14. 刀具間隙補償裝置。

1. Vertical slide way up and down saw feeding and with drawing is stable, assuring long cutter operating life and high sawing accuracy.
2. In European design, this model is driven by multi-set gears, suitable for heavy-duty cutting, featuring stable accuracy.
3. Elaborately designed feeding is fast and high precision.
4. Automatic slide way oil lubricating assures long machine operating life.
5. Using PLC, this unit has no connection points, no defects, and is easy to maintain.
6. Automatic cooling fluid circulation assures that cut faces are smooth.
7. Control buttons are located together, allowing for simple and convenient operation.
8. Equipped with electronic type saw blade protection device.
9. Equipped with electronic type sawing amount setting and counting device.
10. Automatic non-material machine stopping device.
11. Saw dust is treated together, convenient and clean.
12. Equipped with digital display for easy length adjustment, quick and accurate.
13. Chuck pressure is adjustable, ensuring that the tubes will not deform.
14. Tool gap offset.

標準附件 Standard Accessories

1. 基本機台。
2. 油壓系統。
3. 電控系統
4. 切削油
5. 工具箱
6. 高速鋼圓鋸片 300 x 2.0 x 32

1. Basic machine frame.
2. Hydraulic system.
3. Electrical control system
4. Cutting oil
5. Tool box
6. Saw blade 300 x 2.0 x 32

特殊附件 Optional Accessories

1. 變頻器。
 2. 可調式滾輪料架
1. Frequency converter
 2. Adjustable roller type material shelf



CH-370-3AI

自動油壓型 HYDRAULIC AUTOMATIC TYPE

型號 Model	CH-370-3AI	
頭部迴轉角度 Head rotation angle	90°	
鋸切能力 面積 Sawing Capacity Area: mm	實心棒 Solid bar ●	65
	圓管 Round tube ○	120
	角型 Angle steel L	115 x 115
	四方管 Square tube □	115 x 115
	槽型 Trough-shaped steel U	115 x 115
	長方型 Rectangular steel □	125 x 100
主機馬達 Cutting Motor	A: 3HP / 6P B: 2HP/8P	
主軸轉速 Cutting Speed	A: 72/32 rpm B: 55/22 rpm	
冷卻水泵 Cooling Pump Power	1/8HP	
油壓馬力 Hydraulic motor	2HP	
夾鉗最大開度 MAX. vise opening	150mm	
適用鋸片 Used Circular Saw Blade	ø275~370mm	
送料長度 Feeding length	3~700(mm)/1次, 可3次送料至2100mm	
機器尺寸 Dimensions (mm)	2300 x 1150 x 2150	
機器重量 Machine Weight	780kgs	

本公司享有規格變更之權利，恕不另行通知。

All Specification, dimensions and design characteristics shown in this catalogue are subject to change without notice.

PRECISION CIRCULAR SAWING MACHINE

精密金屬圓鋸機



CH-400-3AI

自動油壓型 HYDRAULIC AUTOMATIC TYPE

[料架為特殊配備 Optional attachments of a material shelf]

共同特點 Feature


1. 垂直滑道上下進退刀，進刀穩定性高，刀具壽命長，鋸切精度高。
 2. 歐式設計，多組齒輪傳動適合多重切削，精度穩定。
 3. 精心設計送料系統，浮動式不傷工件，送料精度高。
 4. 獨特的主夾鉗設計，夾持力強又牢固。
 5. 滑動自動給油潤滑，機器壽命長。
 6. 使用PLC控制器，無接點，無毛病，維修簡便。
 7. 冷卻液自動循環，確保工作切面平滑。
 8. 控制鈕集中，簡易方便操作。
 9. 配置電子式鋸片保護裝置。
 10. 配置電子式鋸切數量設計及計數量。
 11. 無料自動停機裝置。
 12. 鋸屑集中處理方便乾淨。
 13. 裝置數字顯示器，長度調整容易，快速又準確。
 14. 夾具壓力可調，確保管件不變形。
 15. 刀具間隙補償裝置。
1. Vertical slideway up-and-down saw feeding and with drawing is stable, assuring long cutter operating life and high sawing accuracy.
 2. In European design, this model is driven by multi-set gears, suitable for heavy-duty cutting, featuring stable accuracy.
 3. Elaborately designed feeding system is patented for its floating type and forced offset. Feeding has high precision.
 4. Unique clamp design provides powerful and tight clamping.
 5. Automatic slideway oil lubricating assures long machine operating life.
 6. Using PLC, this unit has no connection points, no defects, and is easy to maintain.
 7. Automatic cooling fluid circulation assures that cut faces are smooth.
 8. Control buttons are located together, allowing for simple and convenient operation.
 9. Equipped with electronic-type saw blade protection device.
 10. Equipped with electronic-type sawing amount setting and counting device.
 11. Automatic non-material machine stopping device.
 12. Saw dust is treated together, convenient and clean.
 13. Equipped with digital display for easy length adjustment, quick and accurate.
 14. Chuck pressure is adjustable, ensuring that the tubes will not deform.
 15. Tool gap offset.

標準附件 Standard Accessories


1. 基本機台
 2. 油壓系統
 3. 自動控制電器系統
 4. 工具箱
 5. HSS鋸片300 x 2.0 x 32 1片
1. Basic machine
 2. Hydraulic system.
 3. Automatic control electrical system.
 4. Tool box.
 5. HSS saw blade 300 x 2.0 x 32(mm) one piece.

特殊附件 Optional Accessories

1. 變頻器
 2. 可調式滾輪料架
 3. 全護罩
1. Frequency converter
 2. Adjustable roller type rack
 3. Full protect cover




自動潤滑系統
Auto lubrication system



浮動送料及強制偏移
Floating feeding and forced offset



油壓控制系統
Hydraulic control system



多支夾鉗
Multiple clamps



電控系統
Electric control system

NC-400-3AI

數位控制型 DIGITAL CONTROL TYPE

[全護罩為特殊配備Optional attachments of full protect cover]

特點 Feature

1. 可設定多站尺寸、定位及數量。
 2. 本機採人機介面控制、觸控螢幕、操作簡單。
 3. 採用線性滑軌配合伺服馬達加滾珠螺桿送料，送料快速準確，誤差±0.01mm。
1. Can make sequential setups for sizes, positions, quantities of the disc sawing machines in advance one time.
 2. Human machine interface machine. Easy to operate and available for various cutting works.
 3. The linear rail with sa servo motor and a ball screw is employed so as to ensure feeding fast and accuracy. The tolerance is ±0.01mm.




型號 Model		CH-400-3AI	NC-400-3AI
頭部迴轉角度 Head rotation angle		90°	90°
鋸切能力	實心棒 Solid bar ●	85	85
	圓管 Round tube ○	140	140
面積	角型 Angle steel L	100 X 100	100 X 100
	四方管 Square tube □	115	115
Sawing Capacity Area: mm	槽型 Trough-shaped steel ▭	120 X 120	120 X 120
	長方型 Rectangular steel ▭	80 X 150	80 X 150
主機馬達 Cutting Motor		A:2HP/8P, B:3HP/6P, C:3HP/2HP 4P/6P, D:5HP/4P (B為標準機型 B is the standard model)	
主軸轉速 Cutting Speed		A:22/55 rpm, B:32/72 rpm, C:34/51 rpm 75/112 rpm, D:51/112 rpm (B為標準機型 B is the standard model)	
冷卻水泵 Cooling Pump Power		1/8HP	
夾鉗最大開度 MAX. vise opening		150mm	
適用鋸片 Used Circular Saw Blade		HSS BLADE 外徑275-400mm	
送料長度 Feeding length		Standard type: 3~700(mm)*1 次, 可3次送料	3~700(mm)*1 次, 可無限次送料
機器尺寸 Dimensions (mm)		L2100 x W950 x H1950	L2100 x W950 x H1950
機器重量 Machine Weight		1400kgs	1400kgs
送料方式 NC feeding	伺服馬達 Servo Motor	-	1Kw
	送料滾珠螺桿 Feeding Ball Screw Rode	-	Servo control 伺服控制
	送料長度 The Length Of Feeding	-	0-999 continuous multisection cycling feeding

本公司享有規格變更之權利，恕不另行通知。

All Specification, dimensions and design characteristics shown in this catalogue are subject to change without notice.

PRECISION CIRCULAR SAWING MACHINE

精密金屬圓鋸機



CH-500-3AI

自動油壓型 HYDRAULIC AUTOMATIC TYPE

適用範圍 Available Range

適合厚管、特厚管及實心材料鋸切。

Suitable for sawing and cutting thick-walled tubes, super-thick-walled and solid materials.

標準附件 Standard Accessories

1. 基本機台
 2. 油壓系統
 3. 自動控制電器系統
 4. 工具箱
 5. HSS鋸片300 x 2.0 x 32 1片
1. Basic machine.
 2. Hydraulic system.
 3. Automatic control electrical system.
 4. Tool box.
 5. Hss saw blades 300 x 2.0 x 32(mm) one piece.

特殊附件 Optional Accessories

1. 材料置料架
 2. 變頻器
1. Material shelf
 2. Frequency converter

特點 Feature

1. 垂直滑道上下進退刀,進刀穩定性高,刀具壽命長,鋸切精度高。
2. 歐式設計,多組齒輪傳動,適合重型切削,精度穩定。
3. 精心設計送料系統,浮動式、強制偏移等兩項專利,送料精度高。
4. 獨特的主夾鉗設計,夾持力強又牢固,料尾40mm。
5. 滑動自動給油潤滑,機器壽命長。
6. 使用PLC控制器,無接點,無毛病,維修簡便。
7. 冷卻液自動循環,確保工件切面平滑。
8. 控制鈕集中,簡易方便操作。
9. 配置電子式鋸片保護裝置。
10. 配置電子式鋸片數量設計及計數量。
11. 無料自動停機裝置。
12. 夾具壓力可調,確保管件不變形。
13. 裝有電子式長度顯示器,長度調整容易準確。

1. Vertical slideway up-and-down saw feeding and with drawing is stable, assuring long cutten operating life and high sawing accuracy.
2. In european design, this model is driven by multi-set gears, suitable for heavy-duty cutting,featuring stable accuracy.
3. Uniquely designed feeding system,floating type, will not damage workpiece surface featuring high feeding accuracy.
4. Uniquely designed master clamp has powerful and stable clamping force. The rest material is only 40mm.
5. Automatic slideway oil lubricating assures long machine operating life.
6. Using PLC,this unit has no connection points, no defects,and is easy to maintain.
7. Automatic cooling fluid circulation assures that cut faces are smooth.
8. Control buttons are located together, allowing for simple and convenient operation.
9. Equipped with electronic-type saw blade protection device.
10. Electronic sawing & cutting counter is included.When the setting quantity is over, the machine will stop action.
11. Automatic non-material machine stopping device.
12. Chuck pressure is adjustable, ensuring that the tubes will not deform.
13. Electronic length display is installed.It is easy and accurate to adjust the length.

型號 Model	CH-500-3AI	
頭部迴轉角度 Head rotation angle		90°
鋸切能力 面積 Sawing Capacity Area:mm	實心棒 Solid bar ●	100
	圓管 Round tube ○	180
	角型 Angle steel L	150
	四方管 Square tube □	150 x 150
	槽型 Trough-shaped steel □	150 x 150
	長方型 Rectangular steel □	180 x 100
主機馬達 Cutting Motor		5HP 4 / 6POLE(極)
主軸轉速 Cutting Speed		A : 22 / 32, B: 44 / 63 rpm
冷卻水泵 Cooling Pump Power		1/8HP
夾鉗最大開度 MAX.vise opening		190mm
適用鋸片 Used Circular Saw Blade		HSS BLADE外徑300~500mm
送料長度 Feeding length		3~700mm
機器尺寸 Dimensions (mm)		L1300 x W2600 x H1770
機器重量 Machine Weight		1800kgs

本公司享有規格變更之權利,恕不另行通知。

All Specification, dimensions and design characteristics shown in this catalogue are subject to change without notice.

PRECISION CIRCULAR SAWING MACHINE

自動角度圓鋸機

CH-400-3AIR

特點 Feature

1. 經濟型角度固定，但可多種角度供選擇，
只要用手工調整後，自動轉角鋸切。
2. 雙向夾鉗設計，調整快可迅速生產。
3. 定位時間可在觸控螢幕上修改，
且有故障檢知指示。
1. Angle fixed with economical type,
can choice many king of
angle. After adjust by manual,
can auto rotating angle to cutting.
2. Two-way tongs design agile
which will save the production time.
3. The position time can amend on touch
screen, and have check directives on
breakdown.

共同特點 Feature

1. 垂直滑道上下進退刀，進刀穩定性高，刀具壽命長，鋸切精度高。
2. 歐式設計，多組齒輪傳動適合多重切削，精度穩定。
3. 精心設計送料系統，浮動式、送料精度高。
4. 獨特的主夾鉗設計，夾持力強又牢固。
5. 滑道自動給油潤滑，機器壽命長。
6. 使用P.L.C控制器，無接點，無毛病，維修簡便。
7. 冷卻液自動循環，確保工作切面平滑。
8. 控制鈕集中，簡易方便操作。
9. 配置電子式鋸片保護裝置。
10. 配置電子式鋸切數量設計及計數量。
11. 無料自動停機裝置。
12. 鋸屑集中處理方便乾淨。
13. 裝置數字顯示器，長度容易調整，快速又準確。
14. 夾具壓力可調，確保管件不變形。
15. 齒輪間隙補償裝置。
1. Vertical slideway provides up-and-down too feed and withdrawal,
ensuring tool operating life and high sawing accuracy.
2. In European design, this model is driven by multi-set gears, suitable for
heavy-duty cutting, featuring stable accuracy.
3. Elaborately designed feeding system is patented for its floating type.
Feeding has high precision.
4. Unique clamp design provides powerful and tight clamping.
5. Automatic slideway oil lubricating assures long machine operating life.
6. Using PLC, this unit has no connection points, no defects, and is easy to maintain.
7. Automatic cooling fluid circulation assures that cut faces are smooth.
8. Control buttons are located together, allowing for simple and convenient operation.
9. Equipped with electronic-type saw blade protection device.
10. Equipped with electronic-type sawing amount setting and counting device.
11. Automatic non-material machine stopping device.
12. Saw dust is treated together, convenient and clean.
13. Equipped with digital display for easy length adjustment, quick and accurate.
14. Chuck pressure is adjustable, ensuring that the tubes will not deform.
15. Gears gap offset.



■ 送料及轉角採油壓控制 Feeding and rotating angle by hydraulic


標準附件 Standard Accessories

1. 基本機台
2. 油壓系統
3. 自動控制電器系統
4. 工具箱
5. HSS鋸片300x2.0x32 mm: 1片
6. 轉角系統
1. Basic machine
2. Hydraulic system
3. Automatic control electrical system.
4. Tool box.
5. HSS saw blades 300x2.0x32 mm: one piece.
6. Rotating angle system.

特殊附件 Optional Accessories

1. 變頻器
2. 可調式滾輪料架
3. 出料架
1. Frequency converter
2. Adjustable roller type rack
3. Material shelf

可鋸模式 CUTTING SAMPLE



新型專利 M308268

NC-400-3AIR

特點 Feature

1. 同一支材料可控制設定多組不同尺寸，與多種數量。
 2. NC控制角度可自由設定，產品鋸切角度皆統一，準確且快速。
 3. 本機採人機介面控制、觸控螢幕、操作簡單。
 4. 採用線性滑軌配合伺服馬達加滾珠螺桿送料，送料快速準確，誤差±0.01mm。
1. Can make sequential setups for sizes, positions, quantities of the disc sawing machines in advance on time.
 2. NC control angle, freedom to set up, cutting angle agreement, accurate and quick.
 3. Human machine interface machine. Easy to operate and available for various cutting works.
 4. The linear rail with a servo motor and a ball screw is employed so as to ensure feeding fast and accuracy. The tolerance is ±0.01mm.



- 送料及轉角採伺服控制
Feeding and rotating angle by servo control

型號 Model		CH-400-3AIR		NC-400-3AIR	
頭部迴轉角度	Head rotation angle	45°	90°	45°	90°
鋸切能力	實心棒 Solid bar ●	50	60	50	60
	圓管 Round tube ○	ø120	ø140	ø120	ø140
面積	角型 Angle steel L	100 x 100	120 x 120	100 x 100	120 x 120
	四方管 Square tube □	115 x 115	120 x 120	115 x 115	120 x 120
	槽型 Trough-shaped steel □	115 x 115	120 x 120	115 x 115	120 x 120
Sawing Capacity	Area: mm	80 x 115	80 x 150	80 x 115	80 x 150
主機馬達	Cutting Motor	A: 3HP / 6 POLE(極) B: 2HP / 8 OPOLE(極)			
主軸轉速	Cutting Speed	A: 72 / 32 rpm B: 55 / 22 rpm			
冷卻水泵	Cooling Pump Power	1/8 HP			
夾鉗最大開度	MAX. vise opening	150 mm			
適用鋸片	Used Circular Saw Blade	HSS BLADE外徑275 ~ 400 mm			
送料長度	Feeding length	Standard type: 3~700(mm)*1 次, 可3次送料		3~700(mm)*1 次, 可無限次送料	
機器尺寸	Dimensions (mm)	L1100 x W2330 x H2100 mm		L1100 x W2750 x H2100 mm	
機器重量	Machine Weight	1600kgs		1650kgs	
送料方式	伺服馬達 Servo Motors	-		1 Kw	
NC feeding	送料滾珠螺桿 Feeding Ball Screw Rode	-		Servo control	

本公司享有規格變更之權利，恕不另行通知。

All Specification, dimensions and design characteristics shown in this catalogue are subject to change without notice.