

鋸切機械專業製造廠

鋸料機系列

SAW MACHINE SERIES



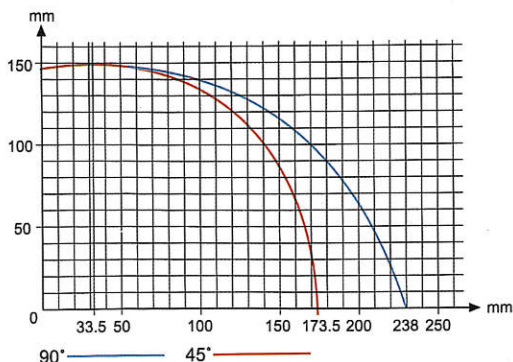
C-400-2ASD C-610-2ASD

圓盤角度鋸料機


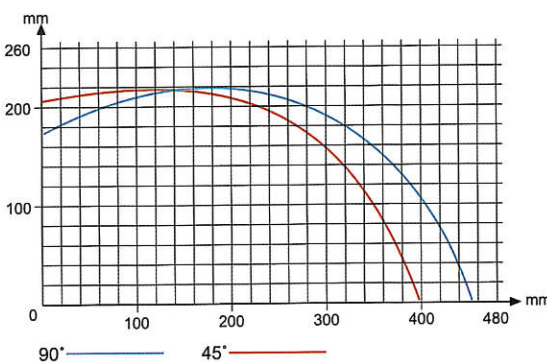
ROTARY ANGLE CIRCULAR MACHINE



C-400-2ASD 鋸切能力



C-610-2ASD 鋸切能力



C-510-2ASD

特點 Features

1. 隱藏式鋸片。
2. 可調各種角度，設有定位點、定點準確快速。
3. 鋸片自動潤滑、確保鋸片。
4. 設有安全護蓋(C-610-2ASD)。
5. 自動壓料自動鋸切。
6. 可搭配料架使用。

1. Hidden saw blade
2. Various kinds of angles are adjustable, and there are setting points which are accurate and rapid to set up.
3. Automatically lubricate the saw blade to ensure the blade.
4. With a safety cover.
5. Automatically press materials and saw firmly.
6. Able to match the shelf.

適用範圍 Applications

- 鋁門窗、散熱片、音響面板、塑膠材、電木板、鋁擠型、木材、紙管...等等。
- Aluminum-made door & window, radiating fin, stereo panel, plastic steel material, bakelite board aluminum squeeze type, board, paper tube. etc..

型號	Model	C-400-2ASD	C-510-2ASD	C-610-2ASD
鋸切能力面積 Sawing Capacity Area	最大鋸切厚度 Max. width of cut 最大鋸切厚度 Max. thickness of cut	(如圖示)	300 mm 130 mm	(如圖示)
切割定點角度 Cutting Angle		15", 30", 45", 90"	0~45° 90°~15°	15", 30", 45", 90"
主機馬達 Cutting motor		3HP	5 HP	7-1/2 HP
適用鋸片 Used circular saw blade		405 x 25.4 x 3.2 mm	510 x 25.4 x 120T	610 x 25.4 x 4.2 mm
使用壓力 Air pressure		5~6kg/cm ²	4~6kg/cm ²	5~6kg/cm ²
轉速 Speed		3500 rpm	3000 rpm	2700 rpm
機械重量 Machine weight		155 kgs	500 kgs	1980 kgs
機械尺寸 Machine Dimensions		760 x 830 x 1195 mm	1200 x 1020 x 1500 mm	1300 x 1390 x 1550 mm

標準配件 Standard fittings

1. 基本機台。
2. 維修工具箱
3. 切削油
4. 鋸片(鎢鋼)
5. 油霧系統
1. Primary machine
2. Repair kit
3. Cutting oil
4. Saw blade (Tungsten steel)
5. Oil mist system

特殊配件 Special Accessories

1. 進出料架
2. 電子式長度指示料架
1. Out / In-let materials shelf
2. Electronic length indication material shelf

油壓沖床


HYDRAULIC PRESS



◀ CH-8T

單模式油壓沖床
A mold Hydraulic Press

特性 Features :
可以放置一組模具
Can be placed on
a mold



◀ CH-8T3

三模式油壓沖床
Three Mold Hydraulic Press

特性 Features :
三組模具組不可同時動作
Three Mold Action can
not be simultaneously



◀ CH-8TD4

圓盤式油壓沖床
Circular disk Hydraulic Press

特性 Features :
四組模具可以旋轉
Four sets of mold
can be rotated

型號	Model	CH-8T	CH-8T3	CH-8TD4
沖力	Punching	8、10 Tons(噸), [標準型: 8噸]	8、10、15Tons(噸), [標準型: 8噸]	8、10 Tons(噸), [標準型: 8噸]
電源	Voltage	220V、240V、380V、415V	220V、240V、380V、415V	220V、240V、380V、415V
馬達	Motor	3HP、5HP (50C/S、60C/S)	3HP、5HP (50C/S、60C/S)	3HP、5HP (50C/S、60C/S)
幫浦	Pump	8cc、12cc、14cc、16cc	8cc、12cc、14cc、16cc	8cc、12cc、14cc、16cc
油壓壓力	Hydraulic pressure	140kgf/cm ²	140kgf/cm ²	140kgf/cm ²
行程	Strok	150mm	150mm	150mm
模具高度	Mold Height	250mm	250mm	250mm
工作平台	Working platform	500 mm x 250mm	500 mm x 250mm (可放置三組模具 Three sets of molds can be placed)	圓形盤面 Circular disk : 直徑 Diameter 935mm (可放置四組模具 Mold can be placed on four groups)

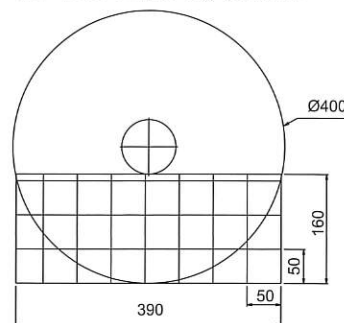
CH-400-2AIS 高速精密圓鋸機

HIGH SPEED CIRCULAR SAWING MACHINE

特點 Features

1. 可做晶棒鋸切。
 2. 垂直進退刀，進刀穩定性高。
 3. 鋁材、銅材燒口鋸切。
 4. 裝有鋸片保護裝置，鋸片用鈍自動停機
警示，確保安全及保護切面光潔。
 5. 可做角度鋸切。
1. Can do quartz bar cutting.
 2. Vertical feeding and withdrawing, feeding is high stable.
 3. Copper and aluminum bottle mouth cutting.
 4. Install the saw blade protection device, auto stopping
and warning when blade blunt, keep safe and protect cut face smooth.
 5. Can do angle cutting.

CH-400-2AIS 鋸切能力




型號	Model	CH-400-2AIS
主機馬達	Cutting Motor	5 HP ~ 10 HP
主軸轉速	Cutting Speed	依鋁材另配速
油壓馬力	Hydraulic Motor	2 HP
冷卻水泵	Cooling Pump	1/8 HP
適用鋸片	Used Circular Saw Blade	ø300-ø400
機器重量	Machine Weight	1250 x 900 x 1950 mm
機器尺寸	Machine Dimensions	550 kgs




C-460-2AS C-610-2AS

鋁材切斷機

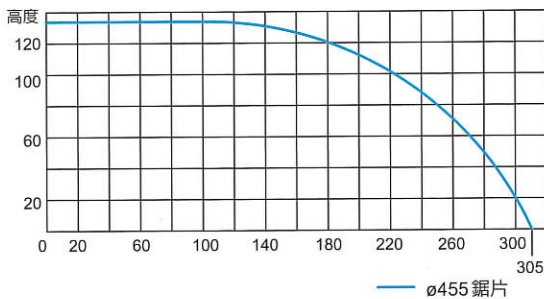
ALUMINUM CIRCULAR MACHINE



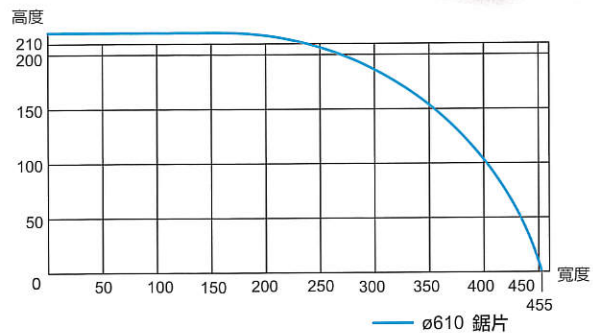
本機台可改
夾鉗進刀分離式



C-460-2AS 鋸切能力



C-610-2AS 鋸切能力



特點 Features

1. 超大馬力及鋸切能力。
2. 自動壓料夾緊，自動進退刀，省時省力、安全又輕鬆。
3. 刀具由下往上鋸切，安全性高及低噪音。
4. 鋸料同時自動噴油冷卻鋸片，鋸片不積屑，鋸片更耐用。
5. 鋸片角度固定，提高鋸切精密度。
6. 選購之置料架有附定位擋板，方便定寸裁料。

適用 Applications

鋁門窗、散熱片、音響面板、塑鋼材、電木板、鋁擠型木材、紙管...等。

Aluminum door & window frames, radiating fins, speaker face panels, fiber reinforced plastics, bakelite panels extruded aluminum items, wood paper tubes, etc.

型號	Model	C-460-2AS	C-610-2AS
鋸切角度	Cutting angle	90° & 45°	90° & 45°
主軸馬力	Cutting motor	5 HP	7 1/2 HP
鋸片轉速	Cutting speed	3500 RPM	3000 RPM
鋸片尺寸	Saw blade size	455 mm	610 mm
工作台面積	Table area	650 x 680 mm	1150 x 660
工作台離地面高度	Table height from floor	850 mm	750 mm
工作壓力需求	Air pressure	5-6 kgs/cm ²	4-6 kg/cm ²
機械尺寸	Machine dimension	750 x 850 x 1200 mm	1230 x 750 x 1430 mm
機械重量	Machine Weight	400 kgs	480 kgs

標準附件 Standard Accessories

1. 基本機台 Basic machine
2. 進刀系統 Feeding system
3. 油霧系統 Oil mist system
4. 工具箱 Tools box
5. 切削油 Cutting oil
6. 鎢鋼圓鋸片 Tungsten steel saw blade

特殊附件 Optional Accessories

1. 置料架 Material shelf
2. 電子式長度指示器 Electrical length indication material shelf
3. 油壓系統 Hydraulic system

CH-510-2ASE CH-610-2ASE

橫式鋁材切斷機

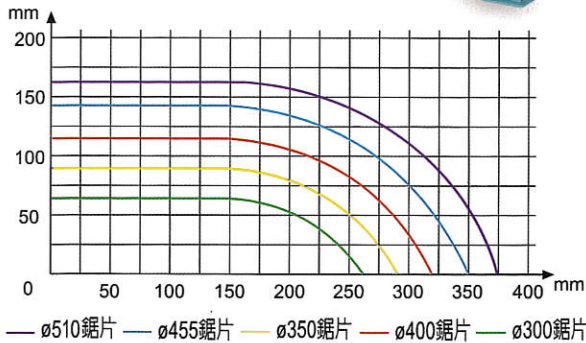
HORIZONTAL CIRCULAR MACHINE



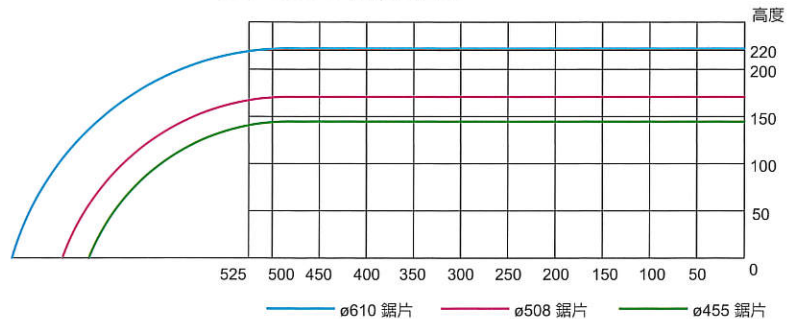
[光學尺部份為特殊配備]
[OPTIONAL ATTACHMENT OF A OPTICS RULER]



CH-510-2ASE 鋸切能力



CH-610-2ASE 鋸切能力



特點 Features

1. 橫式進刀，切割量大，省時省力，提高產量。
2. 夾鉗採上壓側夾設計，夾鉗壓力可調整，可夾不規則形狀之材料，不需另使用特殊夾模。
3. 油壓自動進退刀，進刀穩定及快速。
4. 依切割高度使用鋸片，節省材料浪費及降低鋸片成本。
5. 自動油霧冷卻，鋸片更耐用，切面平整、無毛邊。
6. 隱藏式鋸片，低噪音、安全性高。
7. 使用橡膠塊壓料，使工件不損傷。
8. 裝有電子式鋸片保護裝置，鋸片用鈍時自動停機警示，確保安全及切面光滑。
9. 配置電子式鋸切數量表。
10. 鋸切寬度可依材料調整鋸切深度，調整容易。

1. Horizontal type feed, cutting amount is great, save time and effort, improve the output.
2. Clamp with two way force from top and two sides. Clamp pressure can be adjustable. It can clamp the irregular material, and don't need to use special clamp.
3. Hydraulic type auto feed and withdrawing, and feed is steady and fast.
4. Follow the cutting height to use blade, avoid waste material.
5. Auto oil mist cooling, blade is more durable, the tangent plane levels, and no burr.
6. Hidden saw, low noise, and the security is high.
7. The use block rubber presses the material, causes when the product work doesnt damage.
8. Equipped with electronic type saw protector, the sawing machine is by stopping showing the security of guaranteeing and protecting to cut bluntly alertly into slices smoothly automatically.
9. Option electronic type cutting amount.
10. Cutting width can be adjust follow material. Easy to adjust and save time.

適用 Applications

切削銅板及鋁材 Suitable for sawing material as aluminum and copper.

型號	Model	CH-510-2ASE	CH-610-2ASE
主軸馬力	Cutting motor	7 1/2 HP	10 HP
油壓馬力	Hydraulic motor	1 HP	1 HP
鋸片轉速	Cutting speed	3000r.p.m.	3000r.p.m.
鋸片尺寸	saw blade size	ø300 ~ ø455 mm	ø455 ~ ø610 mm
工作台面離地高度	Table height from floor	820 mm	820 mm
工作壓力需求	Air pressure	20 kg/cm ²	20 kg/cm ²
機械尺寸	Machine dimension	860x1420x1580 mm	2200x900x1500 mm
機械重量	Machine weight	850 kgs	1300 kgs

標準附件 Standard Accessories

1. 基本機台 Basic machine
2. 油壓系統 Hydraulic system
3. 工具箱 Tools box
4. 切削油 Cutting oil
5. 鎢鋼圓鋸片 Tungsten steel saw blade
6. 鋸片保護裝置 saw blade protection

特殊附件 Optional Accessories

1. 置料架 Material shelf
2. 電子式長度指示器 electrical length indication material shelf


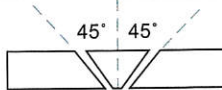

C-355-2AS2 45°雙鋸切角機

45° DOUBLE-BLADE ANGLE SAWING MACHINE

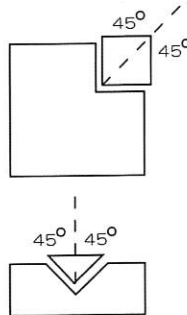

特點 Features

1. 雙鋸鋸切快速,節省時間,提升生產效率較一般鋸切可節省2/3時間。
2. 足踏式開關,可自動壓料側夾上壓,夾具穩固,不變形,鋸切角度準確。
3. 任何較長與短料均可裁切。
4. 內置兩組四個噴油器,提供鋸片適當潤滑鋸切時自動噴油,鋸切面平順鋸片壽命長。


1. Double-saw cutting is fast and time-saving, increasing production efficiency and consuming only two thirds of the time required for general types of sawing machines.
2. Pedal control for automatic material clamping (side clamping and top pressing). The clamp is sturdy and will not deform, ensuring precise sawing angles.
3. Fiter long or short material can be sawed off.
4. Two-set four oil sprayers are equipped in the interior of the machine to provide saw blade with auto oil spraying during sawing, ensuring smooth sawed faces and extended life of the saw blade.



C-200-2AS2 45°垂直式雙鋸切角機



C-140-2AS2 45°垂直式雙鋸切角機



特點 Features

1. 特別設計給高度高的加工物鋸切,超過樞軸型切角機。
2. 鋸片垂直直線向上、下移動,鋸切高度達200mm。
3. 鋸切時鋸片自動噴霧冷卻。
4. 垂直及水平式壓料,任何鋸料均可穩固。
5. 鋸片垂直地移動在兩支精密軸心,以確保一致鋸切。
6. 因鋸片磨損而須的補償校正,可簡易的調整。
7. 可調整鋸片高度,以節省鋸切時間。

1. Specially designed for cutting high workpieces a miter saw features over pivot type.
2. Sawblades feed vertically. Maximum height of cutting is 200mm.
3. Automatic oil mist cooling for sawblades during cutting.
4. Vertical and horizontal workpiece clamping design ensures extremely firm clamping for any type of aluminum workpiece clamping of aluminum.
5. Sawblades move vertically on two precision shafts, assuring consistent cutting.
6. Compersation for sawblade wear is easy to adjust.
7. Sawblade height is adjustable for saving time of cutting.




特點 Features

1. 風推油仕進,鋸切速度穩定。
2. 上下側壓式壓料,任何鋁料均可穩固。
3. 壓料壓力為可調式,鋁條不易變形。
4. 鋸片自動噴油,切面無毛邊,鋸片更耐用。
5. 鋸片直線式運作,鋸切寬度更寬。
6. 使用超耐磨線性滑軌,鋸切角度精準。
7. 可選擇左、右單獨鋸切。
8. 左、右交叉鋸切,完全不浪費加工物。
9. 角度可快易微調。
10. 鋸切定規與鋸片間隙為可調適,加工物不產生毛邊。

1. Air-push hydraulic feeding-stable sawing speed.
2. Top, bottom and 2-side holding-Any aluminum piece is firmly fixed.
3. Adjustable pressure-Aluminum dar won't warp.
4. Auto oil spraying on saw blade no burr and saw blade more durable.
5. Saw blade's linear working allow larger cuger cutting width.
6. Super wear-resisting linear slide rail ensues accurate saw-cut angle.
7. Either right or left blade can be selected for sawing separately.
8. An interchange on sawing left side and right side saves processing material.
9. Micro-adjustment on angle.
10. Gap between gauge and saw blade is adjustable-no burr after sawing.

型號	Model	C-355-2AS2	C-200-2AS2	C-140-2AS2
鋸切角度	Cutting angle	45°	45°	45°
最大鋸切寬度	Max. width of cut	80 mm	90 mm	140 mm
最大鋸切厚度	Max. thickness of out	75 mm	200 mm	95 mm
鋸軸轉速	Saw arbor speed	3440 r.p.m	3200 r.p.m	3600 r.p.m
鋸片尺寸	Saw blade size	ø12° x ø1" x 3.0 x 120T	ø12° x ø1" x 3.0 x 120T	ø12° x ø1"Tx 3.0 x 120T
壓料方式	Cylinder (holding material)	1 (up, down)	2 (up, down)	4 (up, down+2sides)
進鋸方式	Sawing	pneumatic	pneumatic	air-push hydraulic
工作台面離地高度	Table height from floor	850 mm	850 mm	850 mm
馬力	Molor	1 HP x 2	2 HP x 2	3 HP x 2
進料架長	Feed rolle	1220 mm	1525 mm	1200 mm
出料架長	Outlet roller	1525 mm	1525 mm	1525 mm
機械尺寸	Machine dimension	1300 x 670 x 1270 mm	1000 x 910 x 1580 mm	1500 x 850 x 1200 mm
裝箱尺寸	Packing dimension	1500 x 850 x 1450 mm	1180 x 1030 x 1700 mm	1700 x 1000 x 1380 mm
淨/毛重	NET/ Gross Weight	280 / 360 kgs	390 / 480 kgs	390 / 440 kgs


選購附件:定位尺系列 OPTIONAL ACCESSORIES: POSITION RULER



▼ 自動定位尺
Auto Position

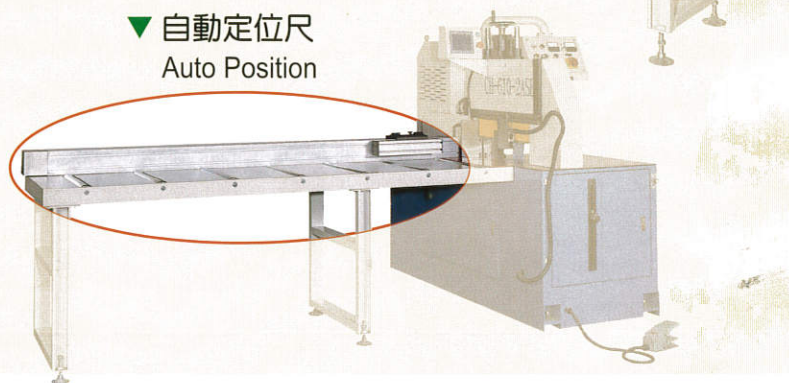

▲ 數控定位尺 Position Ruler With NC Control

- 可安裝在手動或半自動機台
Use with manual or semi auto type machine
- 長度可做: 3000/4000/5000/6000/7000 mm
Length can be: 3000/4000/5000/6000/7000 mm



▼ 自動定位尺
Auto Position

▶ 光學尺定位
Optics Ruler
Position



特別配件 OPTIONAL ACCESSORIES

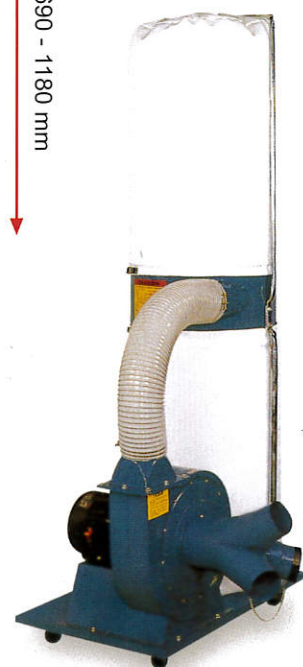


▲ 置料架 Materials Shelf
依需求尺寸訂製 Accept special size order



▲ C-50-IT
置料架
Materials Shelf

型號	Model	CT-101	CT-201
馬達	Motor (TEFC) HP	2(1.5)	2(1.5)
風扇	Blower wheel / Fan (Dia./In)(mm)	12"	12"
空氣流量容積	Air Flow Capacity (CFM)	1500	1500
靜止壓力(水)	Static pressure (inch of water)	12	12
噪音(比率)	Sound rating @1 meter (3.3ft)	67-77	67-77
風管連接入口	Hose connection (Dia/inch) Inlet	5"	5"
風管連接出口	1-Hose outlet	4" x 2	4" x 2
布袋直徑	Bag diameter (inch) (mm)	19-5/8" (500)	19-5/8" (500)
布袋長度	Bag length (inch)(mm)(Top & bottom)	19-1/4"(820) / 32-1/4"(820)	19-1/4"(820) / 32-1/4"(820)
布袋容量	Collector bag capacity (gallon)	420	420
機器尺寸	Overall dimensions (LxWxH) mm	1000 x 800 x 2000	1000 x 800 x 2000
裝箱尺寸	Packing size (LxWxH) mm	920 x 580 x 580	920 x 580 x 580
機器淨重	Net weight (kg)	50.5	50.5
機器毛重	Gross Weight (kg)	55.5	55.5
材積	Cuff	10	10
20呎櫃(台)	20ft Container (set)	96	96



▲ CT-101 CT-201
吸屑機 Chip Collector