

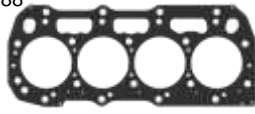









CATERPILLAR





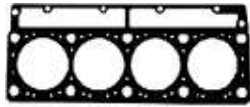
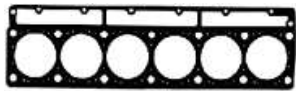
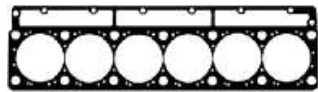
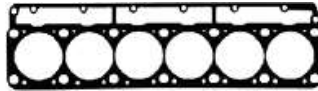
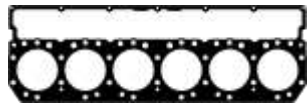
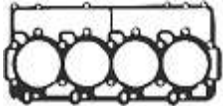
NO.	Engine	Description	Full Set	Head Set	Cyl.Head
1	3013				S2039 
2	3013				S2040 
3	3024				S2041 3227488 
4	3024				S2042 3227487 
5	3024				S2043 3227486 
6	3024				S2045 3111685 
7	3034				S2038 1529864 
8	3044	CJS1-UP/CYM1-UP			S2034 3824468, 2994645 
9	3046	Turbocharged, Direct Injection, ESN: 5XK10800-UP 5XK12250-UP 5XK15489-UP 5XK15503-UP			S2029 1070979 
10	3054C	Naturally Aspirated, Industrial Engine 3341-UP CRX107-UP/BLN/FDP/304 E4M/G4D/J1Z/CRS CB534D XW/CB564D			S2032 2407194, 2584946 

CATERPILLAR

CATERPILLAR

CATERPILLAR

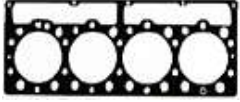
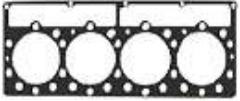
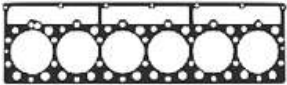
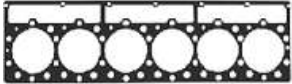

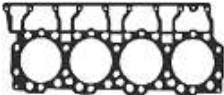
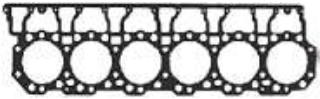

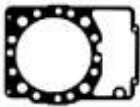



NO.	Engine	Description	Full Set	Head Set	Cyl.Head
11	3054	5PC1-UP/7BC1-UP 312D2 GC/313D SERIES2			S2035 1600161 
12	3056	1ML1-UP/7MS2099-UP			S2036 1564173, 2400205 
13	3064				S2033 517835, 2228330 
14	3066	320/Excavator 320C/320D			S2013 2228331, 517648  2pcs
15	3114	Loader 924F/206B FT			S2011 614689 
16	3116	Marine Excavator M318			S2012 1077832, 1753234 
17	3126	TRUCK C6500 C6500 new Wheel Loader 950G			S2019 2051293 
18	3126 C7	TRUCK C6500/C6500 new Wheel Loader 950G Cold Planers PM102 Forest Machine 324D Forwarder 584 Skidder 525C			S2021 1334995 
19	3176	Excavator 345B 950/930T D4E			S2018 1193790 
20	3204 3208	Loader 926E/910 955/920/D4/D5			S2009 7W2059 



CATERPILLAR

CATERPILLAR








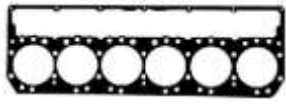
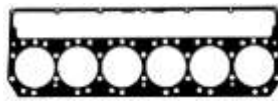
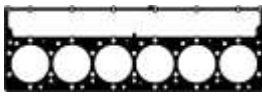
NO.	Engine	Description	Full Set	Head Set	Cyl.Head
21	3304DI	Skidder 527 1118015/966R/D6E120B 32CUP/215D LC			S2001 4P8915, 7N8022 
22	3304PC	Loader 936E/966 927/627/D6C/D			S2002 7N7386 
23	3306DI	Loader 966G 900/936/934/924/980/928 950/935/936/942/999/940 873/939/959/946/938/868 672/699/751/763/748/1041			S2003 1118015, 7E6167, 7N7999 
24	3306PC	TRUCK 793			S2004 6N7263 
25	3406	TRACTOR 325HP 390/517/255/518/41Z/D8R			S2010 6I3066, 2W7983 
26	3408	Loader 988B 359 COLD START			S2005 7E7308 
27	3412	773E			S2006 7E7312 
28	3412 (OLD)				S2024 2253099 
29	3508 3512	Hydraulic Mining Shovels 6060/6060 FS			S2015 2748567, 1106991 
30	3508 3516				S2031 3628264 



CATERPILLAR





CATERPILLAR

CATERPILLAR

NO.	Engine	Description	Full Set	Head Set	Cyl.Head
31	3600				S2022 1432878 
32	3900				S2023 
33	C4.2				S2037 2964689 
34	C4.4				S2046 3108520 
35	C6.4				S2025 2941682 
36	C6.6	Tier 3			S2030 1763141 
37	C9	521B/522B/586C/PL72 541 SERIES 2/973D 552 SERIES 2/973D SH 814F SERIES 2/972L 973D WH, 966L/D6R2 D7R/D6R/340D2 L			S2014 1871315 
38	C10				S2016 1873306 
39	C12				S2017 1873307 
40	C13	623K/623H/621K/627K 621H/627H/730C/972H 730 EJ/730C2 EJ/16M3 18M3/345D/345D L 349D2/D2 L			S2028 2219392 



CATERPILLAR

NO.	Engine	Description	Full Set	Head Set	Cyl.Head
41	C15	PL83/PL87/770G/770 735C/R2900G/R3000H RM500B/RM500/824K 980H/986H/D8T/374D L			S2020 1539653 
42	C15	PL83/PL87/770G/770735C R2900G/R3000HRM500B RM500/824K/980H/986H D8T/374D L/374F L			S2027 2245122 
43	C15	PL83/PL87/770G/770735C R2900G/R3000HRM500B RM500/824K/980H/986H D8T/374D L/374F L			S2026 3590908 
44	D342	Dozer D8H			S2008 8N4810 
45	D353	Dozer D9G			S2007 1W6440 